


Enclosed Starters

Operation and Protection of Motors up to 600Hp at 460Vac (800A)

WEG enclosed starters series were designed to meet the requirements and flexibility frequently demanded in industrial applications. Featuring components that meet IEC design standards and UL horsepower ratings, WEG enclosed starters are UL508A approved and cULus certified. This means your panels will fulfill the rigorous requirements of UL508A and will have the quality and performance as for all WEG products

Standard or Custom

By having most of the processes in WEG facilities we can manufacture not only the enclosed starters listed on this catalog, but also any other custom panel your application may require. Our Engineers will work together with you to provide the perfect solution for your application.



Perfect Solution

WEG offers options for both: Full Voltage Non-Reversing Non-Combination Starters and Full Voltage Non-Reversing Combination Starters up to 250Hp at 460Vac.

WEG's UL508A panel shops can manufacture any configuration of Non-Combination or Combination Starters for any low voltage horsepower ratings. Some examples are listed below:

- Enclosed Contactors
- Full Voltage Reversing Starters
- Reduced Voltage Magnetic Starters
(Part-Winding, Wye-Delta)
- Reduced Voltage Solid-State Starters
- Multi-Speed Starters
- Explosion Proof Starters

Whenever you need a reliable product to control & protect your application, WEG field specialists can help you find the best solution.

New Concepts

Smaller size components allow selection of smaller enclosures which translates to cost savings. A wide range of ratings and frames allow the components to be more closely matched to your application. Our overload relays provide phase loss sensitivity, ambient temperature compensated for -4F to +140F (eliminating the need for additional heaters), and automatic reset for remote applications.

A wide range of industrial applications are covered: Pumps, Industrial Washing Machines, Compressors, Blowers, Cutting Machines, Conveyors, Lumber Processing and many others.












Enclosed Starters

Non-Combination Starters

Product Line Overview















NON-COMBINATION STARTERS

Type		ESW	PESW	ESWX-M	ESWX-M	ESWX
						
Maximum Horsepower Rating at 460Vac 60Hz	[Hp]	75	75	10	75	75
Maximum Rated Current I _{max} (I _u)	[A]	105	105	16	105	105
Rated Operational Voltage	[V]	600	600	600	600	600
Enclosure Type		Metallic Type 1	Non-Metallic Type 4X	Cast Aluminum NEMA 7/9 NEMA 4X	Cast Aluminum Type 7/9	Cast Aluminum Type 7/9
Protections provided						
Motor Disconnect				✓	✓	
Motor Branch Short Circuit				✓	✓	
Motor Controller		✓	✓	✓	✓	✓
Motor Overload		✓	✓	✓	✓	✓
Accessories						
Pushbuttons		N/A	N/A	N/A	N/A	
Pilot light		N/A	N/A	N/A	N/A	
Emergency Stop		N/A	N/A	N/A	N/A	
Selector Switch		N/A	N/A	N/A	N/A	
Control Transformer		N/A	N/A	N/A	N/A	(available as an option)
Timing Relays (RTW Series)		N/A	N/A	N/A	N/A	(available as an option)
Protector Relay (RPW Series)		N/A	N/A	N/A	N/A	(available as an option)
Level Relay (RNW Series)		N/A	N/A	N/A	N/A	(available as an option)



Product Line Overview

COMBINATION STARTERS

Type	ESWC	ESWE	ESWF	
				
Maximum Horsepower Rating at 460Vac 60Hz [Hp]	250	20	75	
Maximum Rated Current I_{max} (I _N) [A]	300	32	105	
Rated Operational Voltage [V]	600	600	600	
Enclosure Type	Metallic Type 1 Type 3R Type 4 / 12 Non-Metallic Type 4X	Non-Metallic Type 4X	Metallic Type 1 Type 3R Type 4 / 12 Non-Metallic Type 4X	
Protections provided				
Motor Disconnect	✓	✓	✓	
Motor Branch Short Circuit	✓	✓	✓	
Motor Controller	✓	✓	✓	
Motor Overload	✓	✓	✓	
Accessories				
Pushbuttons				
Pilot light				
Emergency Stop				
Selector Switch				
Control Transformer	(available as an option)	(available as an option)		
Timing Relays (RTW Series)	(available as an option)			
Protector Relay (RPW Series)	(available as an option)			
Level Relay (RNW Series)	(available as an option)			

- General Information
- Circuit Protection
- Disconnect Switches
- Motor Protectors
- Contactors
- Overloads
- Enclosed Starters
- Relays
- Pushbuttons and Pilot Lights
- Terminal Blocks
- Power Factor Correction
- Appendix A
- Appendix B

ESW Part Number Breakdown

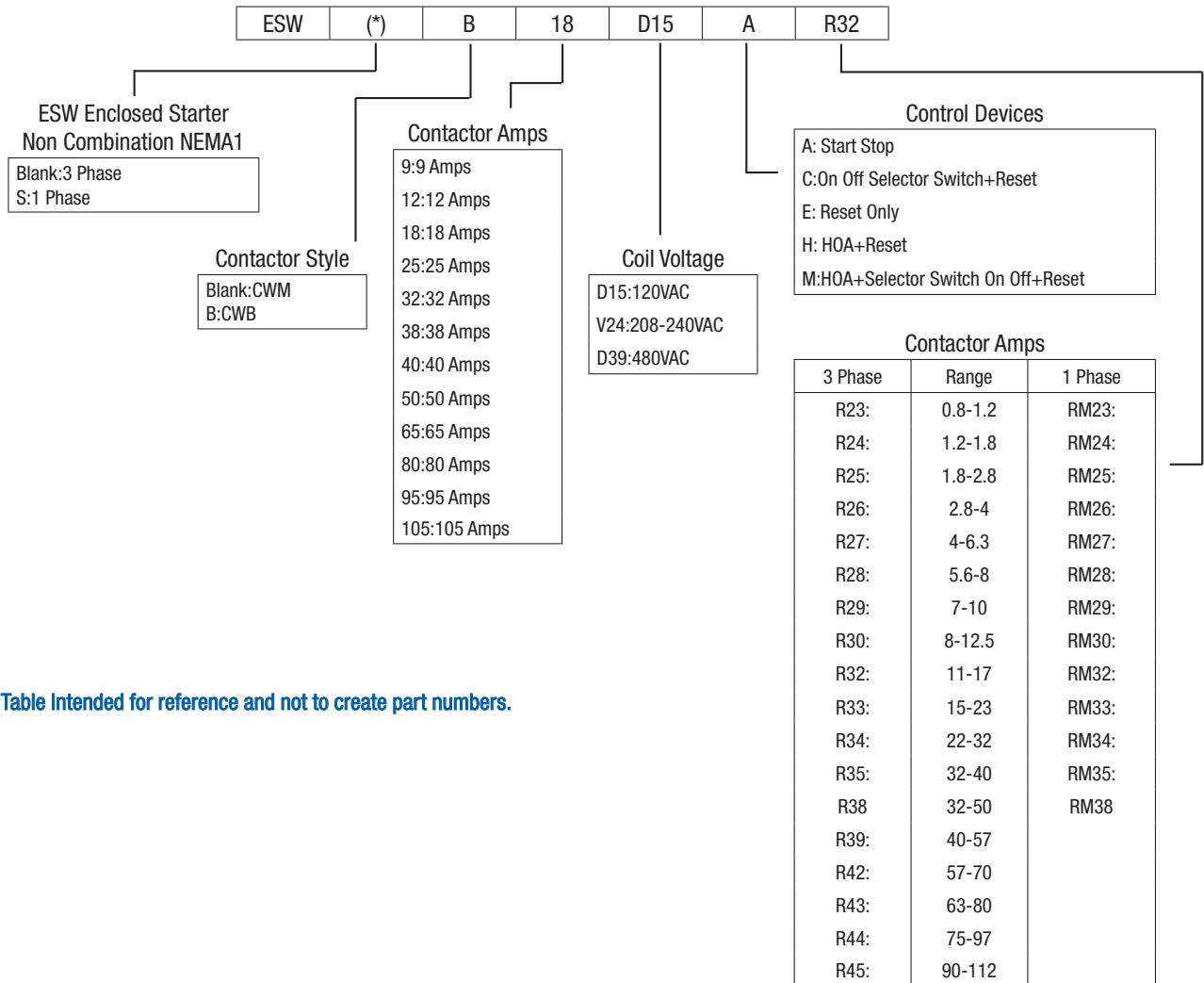


Table Intended for reference and not to create part numbers.

- General Information
- Circuit Protection
- Disconnect Switches
- Motor Protectors
- Contactors
- Overloads
- Enclosed Starters
- Relays
- Pushbuttons and Pilot Lights
- Terminal Blocks
- Power Factor Correction
- Appendix A
- Appendix B

ESW/PESW



UL File No. E202315

WEG offers non-reversing and non-combination magnetic starters up to 75HP at 460Vac (105A). Featuring components that meet IEC design standards and UL horsepower ratings, incorporating WEG contactors and overload relays, the magnetic starters are ideal to protect and operate motors, ensuring smooth operation year-after year.

Three series are available:

- Metallic Type 1 – ESW Series
- Non-Metallic Type 4X – PESW Series
- Metallic Type NEMA 7/9 - ESWX Series

WEG ESW and PESW starters are pre-wired from the factory and recommended for all single and three phase applications where magnetic starters can be applied.

Standard Features

- High horsepower ratings in four compact sizes
- Fast acceleration and high initial torque
- Bimetallic Overload Relays – class 10
- Adjustable trip current
- Ambient temperature compensated
- Phase-loss sensitivity protection
- Selectable Manual or Automatic RESET
- Electrically isolated NO-NC auxiliary contacts
- Easy to install and setup

General Information

Circuit Protection

Disconnect Switches

Motor Protectors

Contactors

Overloads

Enclosed Starters

Relays

Pushbuttons and Pilot Lights

Terminal Blocks

Power Factor Correction

Appendix A

Appendix B



ESW

NEMA 1 Enclosure - Three Phase



ESW Series - Non-combination Across The Line Starter Three -Phase - Enclosure Type-1

	Max. UL Horsepower				Box	Setting Range	Coil Voltage	RESET only		START/STOP + RESET		Multiplier
	200V	230V	460V	575V				Catalog Number	List Price	Catalog Number	List Price	
Disconnect Switches	-	-	1/2	1/2	M04	0.8 - 1.2	120	ESW-B9D15E-R23	\$157	ESW-B9D15A-R23	\$210	Z3
							208-240	ESW-B9V24E-R23		ESW-B9V24A-R23		
							480	ESW-B9D39E-R23		ESW-B9D39A-R23		
Motor Protectors	-	-	3/4	1	M04	1.2 - 1.8	120	ESW-B9D15E-R24	\$157	ESW-B9D15A-R24	\$210	
							208-240	ESW-B9V24E-R24		ESW-B9V24A-R24		
							480	ESW-B9D39E-R24		ESW-B9D39A-R24		
Contactors	1/2	1/2	1	2	M04	1.8 - 2.8	120	ESW-B9D15E-R25	\$157	ESW-B9D15A-R25	\$210	
							208-240	ESW-B9V24E-R25		ESW-B9V24A-R25		
							480	ESW-B9D39E-R25		ESW-B9D39A-R25		
Overloads	3/4	3/4	2	3	M04	2.8 - 4.0	120	ESW-B9D15E-R26	\$157	ESW-B9D15A-R26	\$210	
							208-240	ESW-B9V24E-R26		ESW-B9V24A-R26		
							480	ESW-B9D39E-R26		ESW-B9D39A-R26		
Enclosed Starters	1	1-1/2	3	5	M04	4.0 - 6.3	120	ESW-B9D15E-R27	\$157	ESW-B9D15A-R27	\$210	
							208-240	ESW-B9V24E-R27		ESW-B9V24A-R27		
							480	ESW-B9D39E-R27		ESW-B9D39A-R27		
Relays	2	2	5	5	M04	5.6 - 8.0	120	ESW-B9D15E-R28	\$157	ESW-B9D15A-R28	\$210	
							208-240	ESW-B9V24E-R28		ESW-B9V24A-R28		
							480	ESW-B9D39E-R28		ESW-B9D39A-R28		
Pushbuttons and Pilot Lights	2	3	5	7-1/2	M04	7.0 - 10	120	ESW-B9D15E-R29	\$157	ESW-B9D15A-R29	\$210	
							208-240	ESW-B9V24E-R29		ESW-B9V24A-R29		
							480	ESW-B9D39E-R29		ESW-B9D39A-R29		
Terminal Blocks	3	3	7-1/2	10	M04	8.0 - 12.5	120	ESW-B12D15E-R30	\$174	ESW-B12D15A-R30	\$227	
							208-240	ESW-B12V24E-R30		ESW-B12V24A-R30		
							480	ESW-B12D39E-R30		ESW-B12D39A-R30		
Power Factor Correction	3	5	10	15	M04	11 - 17	120	ESW-B18D15E-R32	\$188	ESW-B18D15A-R32	\$241	
							208-240	ESW-B18V24E-R32		ESW-B18V24A-R32		
							480	ESW-B18D39E-R32		ESW-B18D39A-R32		
Appendix A	5	7-1/2	15	15	M04	15 - 23	120	ESW-B25D15E-R33	\$223	ESW-B25D15A-R33	\$276	
							208-240	ESW-B25V24E-R33		ESW-B25V24A-R33		
							480	ESW-B25D39E-R33		ESW-B25D39A-R33		
Appendix B	10	10	20	25	M04	22 - 32	120	ESW-B32D15E-R34	\$245	ESW-B32D15A-R34	\$298	
							208-240	ESW-B32V24E-R34		ESW-B32V24A-R34		
							480	ESW-B32D39E-R34		ESW-B32D39A-R34		
Appendix A	10	10	25	25	M04	32-40	120	ESW-B38D15E-R35	\$292	ESW-B38D15A-R35	\$345	
							208-240	ESW-B38V24E-R35		ESW-B38V24A-R35		
							480	ESW-B38D39E-R35		ESW-B38D39A-R35		
Appendix B	10	10	30	25	M06	32-40	120	ESW-40V18E-R35	\$292	ESW-40V18A-R35	\$345	
							208-240	ESW-40V24E-R35		ESW-40V24A-R35		
							480	ESW-40V47E-R35		ESW-40V47A-R35		
Appendix A	15	15	30	40	M06	32 - 50	120	ESW-50V18E-R38	\$350	ESW-50V18A-R38	\$403	
							208-240	ESW-50V24E-R38		ESW-50V24A-R38		
							480	ESW-50V47E-R38		ESW-50V47A-R38		
Appendix B	15	20	40	50	M06	40 - 57	120	ESW-65V18E-R39	\$375	ESW-65V18A-R39	\$428	
							208-240	ESW-65V24E-R39		ESW-65V24A-R39		
							480	ESW-65V47E-R39		ESW-65V47A-R39		
Appendix A	20	25	50	60	M06	57 - 70	120	ESW-80V18E-R41	\$421	ESW-80V18A-R41	\$474	
							208-240	ESW-80V24E-R41		ESW-80V24A-R41		
							480	ESW-80V47E-R41		ESW-80V47A-R41		
Appendix B	25	30	60	75	M08	63 - 80	120	ESW-95V18E-R43	\$876	ESW-95V18A-R43	\$929	
							208-240	ESW-95V24E-R43		ESW-95V24A-R43		
							480	ESW-95V47E-R43		ESW-95V47A-R43		
Appendix A	30	30	75	75	M08	75 - 97	120	ESW-105V18E-R44	\$975	ESW-105V18A-R44	\$1,028	
							208-240	ESW-105V24E-R44		ESW-105V24A-R44		
							480	ESW-105V47E-R44		ESW-105V47A-R44		
Appendix B	30	40	75	-	M08	90 - 112	120	ESW-105V18E-R45	\$975	ESW-105V18A-R45	\$1,028	
							208-240	ESW-105V24E-R45		ESW-105V24A-R45		
							480	ESW-105V47E-R45		ESW-105V47A-R45		

Notes:

- 1) Please contact your local WEG representative for starters with other control voltage.
- 2) 3-phase starters can be wired for single-phase applications (see page 241 for single phase conversion diagram)



NEMA 1 Enclosure – Single Phase

ESW Series - Non-combination Across The Line Starter - Non Reversing Single Phase - Enclosure Type-1

Max. UL Horsepower		Box	Setting Range	Coil Voltage	RESET only		Start Stop Reset		Multiplier All Models
115V	230V				Catalog Number	List Price	Catalog Number	List Price	
-	-	M04	0.8-1.2	120	ESWS-B9D15E-RM23	\$135	ESWS-B9D15A-RM23	\$188	23
				208-240	ESWS-B9V24E-RM23		ESWS-B9V24A-RM23		
-	1/10	M04	1.2-1.8	120	ESWS-B9D15E-RM24	\$135	ESWS-B9D15A-RM24	\$188	
				208-240	ESWS-B9V24E-RM24		ESWS-B9V24A-RM24		
-	1/6	M04	1.8-2.8	120	ESWS-B9D15E-RM25	\$135	ESWS-B9D15A-RM25	\$188	
				208-240	ESWS-B9V24E-RM25		ESWS-B9V24A-RM25		
1/8	1/3	M04	2.8 - 4.0	120	ESWS-B9D15E-RM26	\$135	ESWS-B9D15A-RM26	\$188	
				208-240	ESWS-B9V24E-RM26		ESWS-B9V24A-RM26		
1/4	1/2	M04	4.0 - 6.3	120	ESWS-B9D15E-RM27	\$135	ESWS-B9D15A-RM27	\$188	
				208-240	ESWS-B9V24E-RM27		ESWS-B9V24A-RM27		
1/3	1	M04	5.6 - 8.0	120	ESWS-B9D15E-RM28	\$135	ESWS-B9D15A-RM28	\$188	
				208-240	ESWS-B9V24E-RM28		ESWS-B9V24A-RM28		
1/2	1-1/2	M04	7.0 - 10	120	ESWS-B9D15E-RM29	\$135	ESWS-B9D15A-RM29	\$188	
				208-240	ESWS-B9V24E-RM29		ESWS-B9V24A-RM29		
1/2	2	M04	8.0 - 12.5	120	ESWS-B12D15E-RM30	\$135	ESWS-B12D15A-RM30	\$227	
				208-240	ESWS-B12V24E-RM30		ESWS-B12V24A-RM30		
3/4	2	M04	10-15	120	ESWS-B18D15E-RM31	\$161	ESWS-B18D15A-RM31	\$241	
				208-240	ESWS-B18V24E-RM31		ESWS-B18V24A-RM31		
1	3	M04	11 - 17	120	ESWS-B18D15E-RM32	\$170	ESWS-B18D15A-RM32	\$241	
				208-240	ESWS-B18V24E-RM32		ESWS-B18V24A-RM32		
1-1/2	3	M04	15 -23	120	ESWS-B25D15E-RM33	\$180	ESWS-B25D15A-RM33	\$276	
				208-240	ESWS-B25V24E-RM33		ESWS-B25V24A-RM33		
2	5	M04	22 -32	120	ESWS-B32D15E-RM34	\$230	ESWS-B32D15A-RM34	\$276	
				208-240	ESWS-B32V24E-RM34		ESWS-B32V24A-RM34		
3	7-1/2	M04	32-40	120	ESWS-B38D15E-RM35	\$274	ESWS-B38D15A-RM35	\$327	
				208-240	ESWS-B38V24E-RM35		ESWS-B38V24A-RM35		
3	7-1/2	M06	25 - 40	120	ESWS-40V18E-RM35	\$274	ESWS-40V18E-RM35	\$351	
				208-240	ESWS-40V24E-RM35		ESWS-40V24E-RM35		
3	10	M06	32 - 50	120	ESWS-50V18E-RM38	\$330	ESWS-50V18E-RM38	\$423	
				208-240	ESWS-50V24E-RM38		ESWS-50V24E-RM38		

Notes: 1) OLR must be set at 115% of motor FLA
ESWS - Single-phase version - assembled with 2 pole contactor and 2 pole overload relays

- General Information
- Circuit Protection
- Disconnect Switches
- Motor Protectors
- Contactors
- Overloads
- Enclosed Starters
- Relays
- Pushbuttons and Pilot Lights
- Terminal Blocks
- Power Factor Correction
- Appendix A
- Appendix B

ESWS

Field Mod Kits for ESW/ESWS Series

Description	Accessories		Field Kit Modifications		
	Structure		Catalog Number	List Price	Multiplier
	Top	Bottom			
No Pilot Device Metal Brackets - 2 x 22mm holes w/ plugs	PLUG	PLUG	KESWPP	\$25	Z3
Start / Stop Pushbutton	PLUG	START - STOP	KESWPS	\$80	
Hand-Off-Auto Selector Switch	HAND - OFF - AUTO	PLUG	KESWHP	\$80	
Off-On Selector Switch	OFF - ON	PLUG	KESWFP	\$80	
E-stop	PLUG	E-STOP	KESWPE	\$80	



KESWPP



KESWPS



KESWHP



KESWFP

General Information

Circuit Protection

Disconnect Switches

Motor Protectors

Contactors

Overloads

Enclosed Starters

Relays

Pushbuttons and Pilot Lights

Terminal Blocks

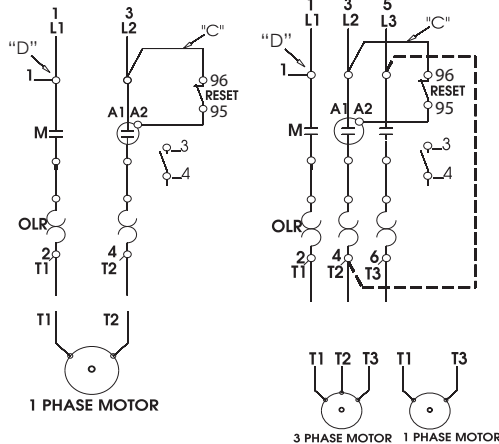
Power Factor Correction

Appendix A

Appendix B

WIRING DIAGRAM

Single-phase Starter Three-phase Starter



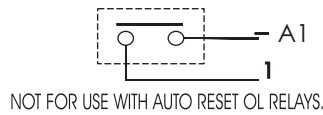
Conversion to single-phase, add jumper wire from L3 to T2 (follow dotted line connection above)

Separate Control

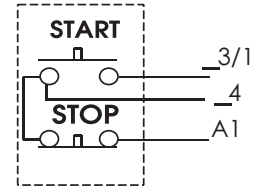
FOR SEPARATE CONTROL, REMOVE WIRES "C" AND "D" IF SUPPLIED AND CONNECT SEPARATE CONTROL LINES TO TERMINAL N° 96 ON THE OVERLOAD RELAY AND TO TERMINAL N° _3 ON THE AUX. CONTACT BLOCK (FOR 3 WIRE CONTROL) OR TO THE CONTACTOR COIL N° A1 (FOR 2 WIRE CONTROL).

Pilot Devices

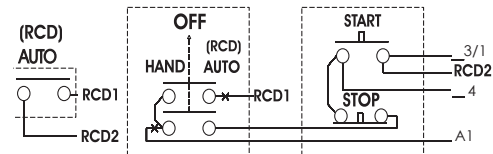
2 Wire Control



3 Wire Control



Hand-Off Auto Wire Control (For ESW Series Only)



DIMENSIONS

Provision for cable gland fitting	Standard			
	Top	Bottom	Side	Back
Box M04	2x (½" or ¾")	2x (½" or ¾")	4x (½" or ¾")	2x (½" or ¾")
	1x (¾" or 1")	1x (¾" or 1")	-	-
Box M06	1x (½" or ¾")	1x (½" or ¾")	3x (½" or ¾")	-
	2x (1" or 1-1/4")	2x (1" or 1-1/4")	4x (1" or 1-1/4")	-
Box M08	1x (1")	1x (1")	1x (1")	1x (1")
	1x (1-1/2")	1x (1-1/2")	4x (¾")	-

Dimensions (approx. inches)

Enclosed Starters	Enclosure Size			
	BOX	H	W	D
ESW(S) 9, 12, 18, 25, 32	M04	9.5	5.5	5.0
ESW(S) 40, 50, 65, 80	M06	13.0	7.5	5.6
ESW 95, 105	M08	17.8	9.5	6.7



PESW Part Number Breakdown

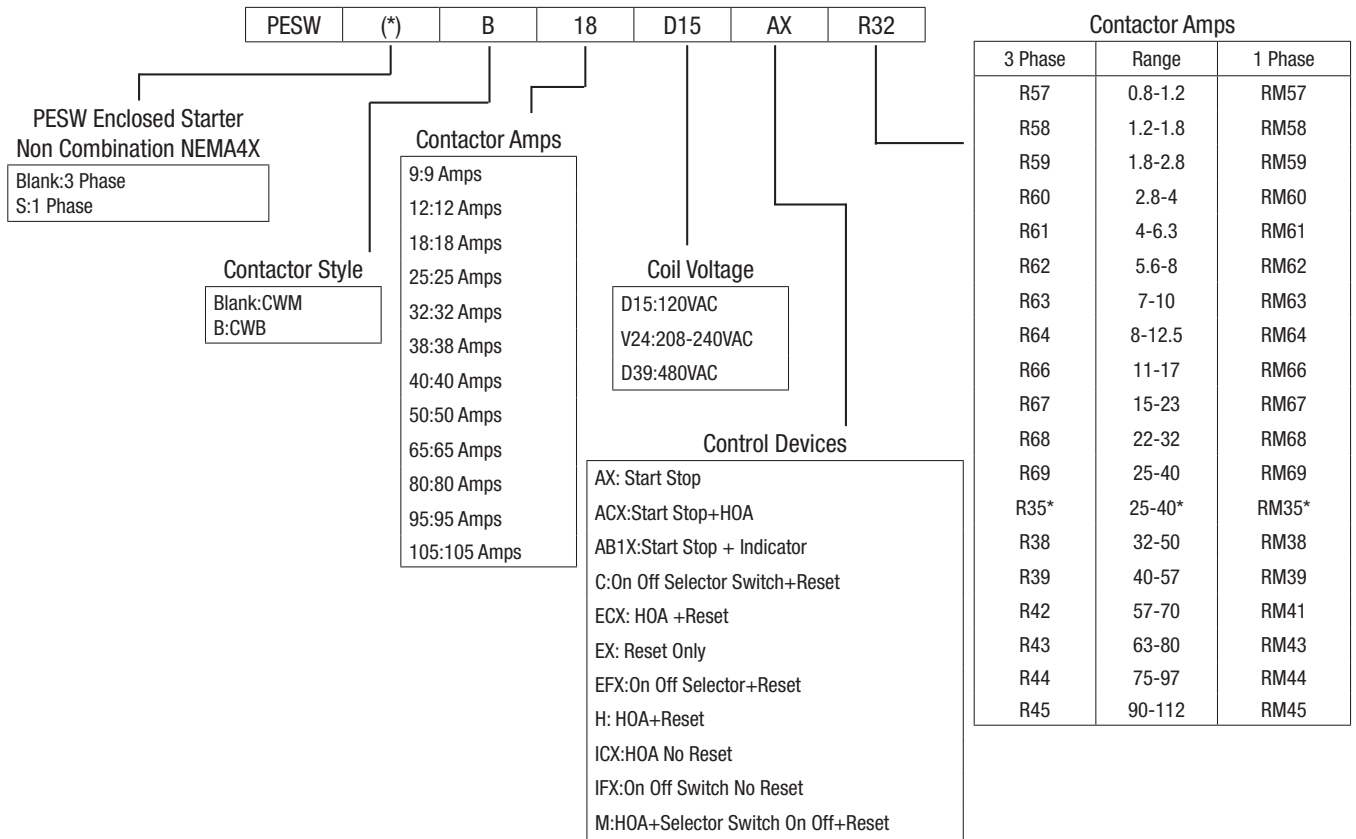


Table Intended for reference and not to create part numbers.

- General Information
- Circuit Protection
- Disconnect Switches
- Motor Protectors
- Contactors
- Overloads
- Enclosed Starters
- Relays
- Pushbuttons and Pilot Lights
- Terminal Blocks
- Power Factor Correction
- Appendix A
- Appendix B



PESW Series - Non-combination Across the line starter
Three-Phase Enclosure Type - 4X

Max. UL Horsepower				Box	Setting Range	Coil Voltage	RESET only		START/STOP + RESET		Multiplier
200V	230V	460V	575V				Catalog Number	List Price	Catalog Number	List Price	
-	-	1/2	1/2	05	0.8 - 1.2	120	PESW-B9D15EX-R57	\$157	PESW-B9D15AX-R57	\$210	23
						208-240	PESW-B9V24EX-R57		PESW-B9V24AX-R57		
						480	PESW-B9D39EX-R57		PESW-B9D39AX-R57		
-	-	3/4	1	05	1.2 - 1.8	120	PESW-B9D15EX-R58	\$157	PESW-B9D15AX-R58	\$210	
						208-240	PESW-B9V24EX-R58		PESW-B9V24AX-R58		
						480	PESW-B9D39EX-R58		PESW-B9D39AX-R58		
1/2	1/2	1	2	05	1.8 - 2.8	120	PESW-B9D15EX-R59	\$157	PESW-B9D15AX-R59	\$210	
						208-240	PESW-B9V24EX-R59		PESW-B9V24AX-R59		
						480	PESW-B9D39EX-R59		PESW-B9D39AX-R59		
3/4	3/4	2	3	05	2.8 - 4.0	120	PESW-B9D15EX-R60	\$157	PESW-B9D15AX-R60	\$210	
						208-240	PESW-B9V24EX-R60		PESW-B9V24AX-R60		
						480	PESW-B9D39EX-R60		PESW-B9D39AX-R60		
1	1-1/2	3	5	05	4.0 - 6.3	120	PESW-B9D15EX-R61	\$157	PESW-B9D15AX-R61	\$210	
						208-240	PESW-B9V24EX-R61		PESW-B9V24AX-R61		
						480	PESW-B9D39EX-R61		PESW-B9D39AX-R61		
2	2	5	5	05	5.6 - 8.0	120	PESW-B9D15EX-R62	\$157	PESW-B9D15AX-R62	\$210	
						208-240	PESW-B9V24EX-R62		PESW-B9V24AX-R62		
						480	PESW-B9D39EX-R62		PESW-B9D39AX-R62		
2	3	5	7-1/2	05	7.0 - 10	120	PESW-B9D15EX-R63	\$157	PESW-B9D15AX-R63	\$210	
						208-240	PESW-B9V24EX-R63		PESW-B9V24AX-R63		
						480	PESW-B9D39EX-R63		PESW-B9D39AX-R63		
3	3	7-1/2	10	05	8.0 - 12.5	120	PESW-B12D15EX-R64	\$174	PESW-B12D15AX-R64	\$227	
						208-240	PESW-B12V24EX-R64		PESW-B12V24AX-R64		
						480	PESW-B12D39EX-R64		PESW-B12D39AX-R64		
3	5	10	15	05	11 - 17	120	PESW-B18D15EX-R66	\$188	PESW-B18D15AX-R66	\$241	
						208-240	PESW-B18V24EX-R66		PESW-B18V24AX-R66		
						480	PESW-B18D39EX-R66		PESW-B18D39AX-R66		
5	7-1/2	15	15	05	15 - 23	120	PESW-B25D15EX-R67	\$223	PESW-B25D15AX-R67	\$276	
						208-240	PESW-B25V24EX-R67		PESW-B25V24AX-R67		
						480	PESW-B25D39EX-R67		PESW-B25D39AX-R67		
10	10	20	25	06	22 - 32	120	PESW-B32D15EX-R68	\$262	PESW-B32D15AX-R68	\$298	
						208-240	PESW-B32V24EX-R68		PESW-B32V24AX-R68		
						480	PESW-B32D39EX-R68		PESW-B32D39AX-R68		
10	10	25	25	06	25-40	120	PESW-B38D15EX-R69	\$321	PESW-B38D15AX-R69	\$345	
						208-240	PESW-B38V24EX-R69		PESW-B38V24AX-R69		
						480	PESW-B38D39EXR69		PESW-B38D39AX-R69		

continued on next page

- General Information
- Circuit Protection
- Disconnect Switches
- Motor Protectors
- Contactors
- Overloads
- Enclosed Starters
- Relays
- Pushbuttons and Pilot Lights
- Terminal Blocks
- Power Factor Correction
- Appendix A
- Appendix B

PESW

PESW Series - Non-combination Across the line starter - continued Three-Phase Enclosure Type - 4X

	Max. UL Horsepower				Box	Setting Range	Coil Voltage	RESET only		START/STOP + RESET		Multiplier
	200V	230V	460V	575V				Catalog Number	List Price	Catalog Number	List Price	
Disconnect Switches	10	10	25	25	06	25 - 40	120	PESW-40V18EX-R35	\$321	PESW-40V18AX-R35	\$345	Z3
							208-240	PESW-40V24EX-R35		PESW-40V24AX-R35		
							480	PESW-40V47EX-R35		PESW-40V47AX-R35		
Motor Protectors	15	15	30	40	08	32 - 50	120	PESW-50V18EX-R38	\$564	PESW-50V18AX-R38	\$579	
							208-240	PESW-50V24EX-R38		PESW-50V24AX-R38		
							480	PESW-50V47EX-R38		PESW-50V47AX-R38		
Contactors	15	20	40	50	08	40 - 57	120	PESW-65V18EX-R39	\$589	PESW-65V18AX-R39	\$604	
							208-240	PESW-65V24EX-R39		PESW-65V24AX-R39		
							480	PESW-65V47EX-R39		PESW-65V47AX-R39		
Overloads	20	25	50	60	08	57 - 70	120	PESW-80V18EX-R41	\$635	PESW-80V18AX-R41	\$650	
							208-240	PESW-80V24EX-R41		PESW-80V24AX-R41		
							480	PESW-80V47EX-R41		PESW-80V47AX-R41		
Enclosed Starters	25	30	60	75	10	63 - 80	120	PESW-95V18EX-R43	\$1,085	PESW-95V18AX-R43	\$1,100	
							208-240	PESW-95V24EX-R43		PESW-95V24AX-R43		
							480	PESW-95V47EX-R43		PESW-95V47AX-R43		
Relays	30	30	75	75	10	75 - 97	120	PESW-105V18EX-R44	\$1,184	PESW-105V18AX-R44	\$1,199	
							208-240	PESW-105V24EX-R44		PESW-105V24AX-R44		
							480	PESW-105V47EX-R44		PESW-105V47AX-R44		
Pushbuttons and Pilot Lights	30	40	75	-	10	90 - 112	120	PESW-105V18EX-R45	\$1,184	PESW-105V18AX-R45	\$1,199	
							208-240	PESW-105V24EX-R45		PESW-105V24AX-R45		
							480	PESW-105V47EX-R45		PESW-105V47AX-R45		

Notes:

- 1) OLR must be set @115% of FLA
- 2) 3-phase starters with 120V coil are wired for separate control
- 3) 3-phase starters can be wired for single-phase applications (see diagram)

PESW Series - Non-combination Across the line starter
Single Phase- Enclosure Type-4X





Max. UL Horsepower		Box	Setting Range	Coil Voltage	RESET only		START/STOP + RESET		Multiplier
115V	230V				Catalog Number	List Price	Catalog Number	List Price	
1/8	1/3	04	2.8 - 4.0	120	PESWS-B9D15EX-RM60	\$140	PESWS-B9D15AX-RM60	\$155	Z3
				208-240	PESWS-B9V24EX-RM60		PESWS-B9V24AX-RM60		
1/4	1/2	04	4.0 - 6.3	120	PESWS-B9D15EX-RM61	\$140	PESWS-B9D15AX-RM61	\$155	
				208-240	PESWS-B9V24EX-RM61		PESWS-B9V24AX-RM61		
1/3	1	04	5.6 - 8.0	120	PESWS-B9D15EX-RM62	\$140	PESWS-B9D15AX-RM62	\$155	
				208-240	PESWS-B9V24EX-RM62		PESWS-B9V24AX-RM62		
1/2	1-1/2	04	7.0 - 10	120	PESWS-B9D15EX-RM63	\$140	PESWS-B9D15AX-RM63	\$155	
				208-240	PESWS-B9V24EX-RM63		PESWS-B9V24AX-RM63		
1/2	2	04	8.0 - 12.5	120	PESWS-B12D15EX-RM64	\$140	PESWS-B12D15AX-RM64	\$155	
				208-240	PESWS-B12V24EX-RM64		PESWS-B12V24AX-RM64		
3/4	2	04	10 - 15	120	PESWS-B18D15EX-RM65	\$161	PESWS-B18D15AX-RM65	\$170	
				208-240	PESWS-B18V24EX-RM65		PESWS-B18V24AX-RM65		
1	3	04	11 - 17	120	PESWS-B18D15EX-RM66	\$170	PESWS-B18D15AX-RM66	\$182	
				208-240	PESWS-B18V24EX-RM66		PESWS-B18V24AX-RM66		
1-1/2	3	04	15 - 23	120	PESWS-B25D15EX-RM67	\$180	PESWS-B25D15AX-RM67	\$195	
				208-240	PESWS-B25V24EX-RM67		PESWS-B25V24AX-RM67		
2	5	04	22 - 32	120	PESWS-B32D15EX-RM68	\$180	PESWS-B32D15AX-RM68	\$195	
				208-240	PESWS-B32V24EX-RM68		PESWS-B32V24AX-RM68		
3	7-1/2	04	32-40	120	PESWS-B38D15EX-RM69	\$274	PESWS-B38D15AX-RM69	\$300	
				208-240	PESWS-B38V24EX-RM69		PESWS-B38V24AX-RM69		
3	7-1/2	06	25 - 40	120	PESWS-40V18EX-RM35	\$274	PESWS-40V18AX-RM35	\$300	
				208-240	PESWS-40V24EX-RM35		PESWS-40V24AX-RM35		
3	10	08	32 - 50	120	PESWS-50V18EX-RM38	\$430	PESWS-50V18AX-RM38	\$440	
				208-240	PESWS-50V24EX-RM38		PESWS-50V24AX-RM38		

Note: OLR must be set at 115% of motor FLA

Accessories - Mounting in Control Stations

Contact Block¹⁾

Replacement Base Mount Contact Blocks for PESWS(B) 9-38

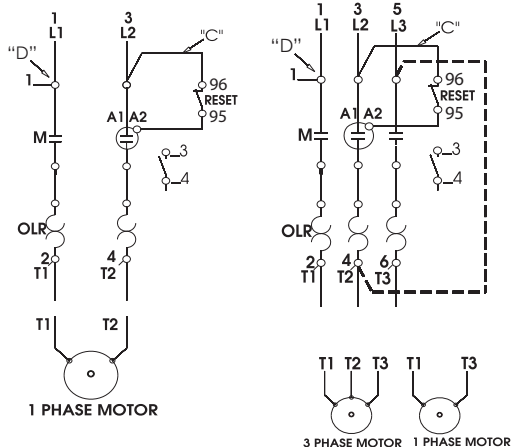
 0.015 kg ³⁾	Description	Contacts	Diagram	Standard packing	Catalog Number	Price	Multiplier
	Single contact blocks to mounting in control stations or DIN rail 35 mm	1NO		1 piece	BC10B-CSW	\$5.00	Z5

PESW

WIRING DIAGRAM

Single-phase Starter

Three-phase Starter



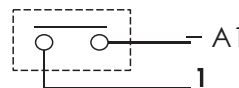
Conversion to single-phase, add jumper wire from L3 to T2 (follow dotted line connection above)

Separate Control

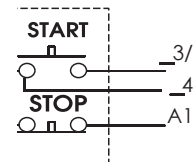
FOR SEPARATE CONTROL, REMOVE WIRES "C" AND "D" IF SUPPLIED AND CONNECT SEPARATE CONTROL LINES TO TERMINAL N° 96 ON THE OVERLOAD RELAY AND TO TERMINAL N° _3 ON THE AUX. CONTACT BLOCK (FOR 3 WIRE CONTROL) OR TO THE CONTACTOR COIL N° A1 (FOR 2 WIRE CONTROL).

Pilot Devices

2 Wire Control



3 Wire Control

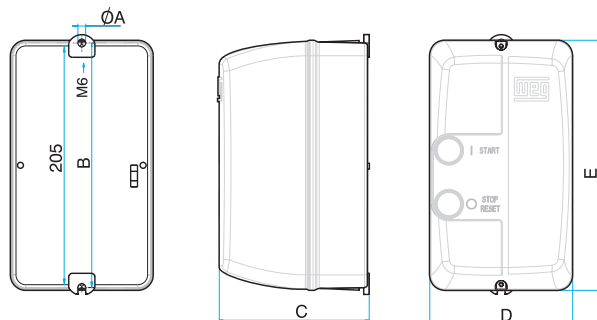


NOT FOR USE WITH AUTO RESET OL RELAYS.

DIMENSIONS

SIZE 05 mm(in)	SIZE 06 mm (in)	SIZE 08 mm (in)	SIZE 10 mm (in)
øA = 5.5 (0.2165)	øA = 6.5 (0.3)	øA = 6.0 (0.2)	øA = 7.0 (0.3)
B = 219.0 (8.622)	B = 205 (8.1)	B = 275 (10.8)	B = 355 (14.0)
C = 112 (4.4331)	C = 126 (5.0)	C = 143 (5.6)	C = 167 (6.6)
D = 114.0 (4.4882)	D = 120 (4.7)	D = 180 (7.1)	D = 250 (9.9)
E = 229.5 (9.0354)	E = 210 (8.3)	E = 280 (11.0)	E = 360 (14.2)

Provision for cable gland fitting	Standard		
	Top	Bottom	Back
Size 05	2 x 1/2" - 3/4" PG13.5	2 x 1/2" - 3/4" PG13.5	4 X 1/2" PG13.5
Size 06		2 x 1/2" and 3/4"	ø22mm (0.9in)
Size 08	2 x 3/4" and 1"	2 x 3/4" and 1"	-
Size 10	2 x 3/4" and 1"	2 x 3/4" and 1"	-
	1 x 1" and 1 1/4"	1 x 1" and 1 1/4"	-



For wall mounting on starters size 08 and 10, four screws with the following characteristics should be used:

- Pan, dome or rounded shaped head;
- Starter size 08:
 - Screws size 1/4 (or M6 – ISO Standard);
 - Dimensions: diameter thread shall be maximum 1/4 in and diameter head shall be maximum 15/64 in.
- Starter size 10:
 - Screws size 1/2 (or M5 – ISO Standard);
 - Dimensions: diameter thread shall be maximum 0.236 in and diameter head shall be maximum 0.394 in.

Combination Starters Part Number Breakdown

Enclosed Starter Series Catalog Numbers

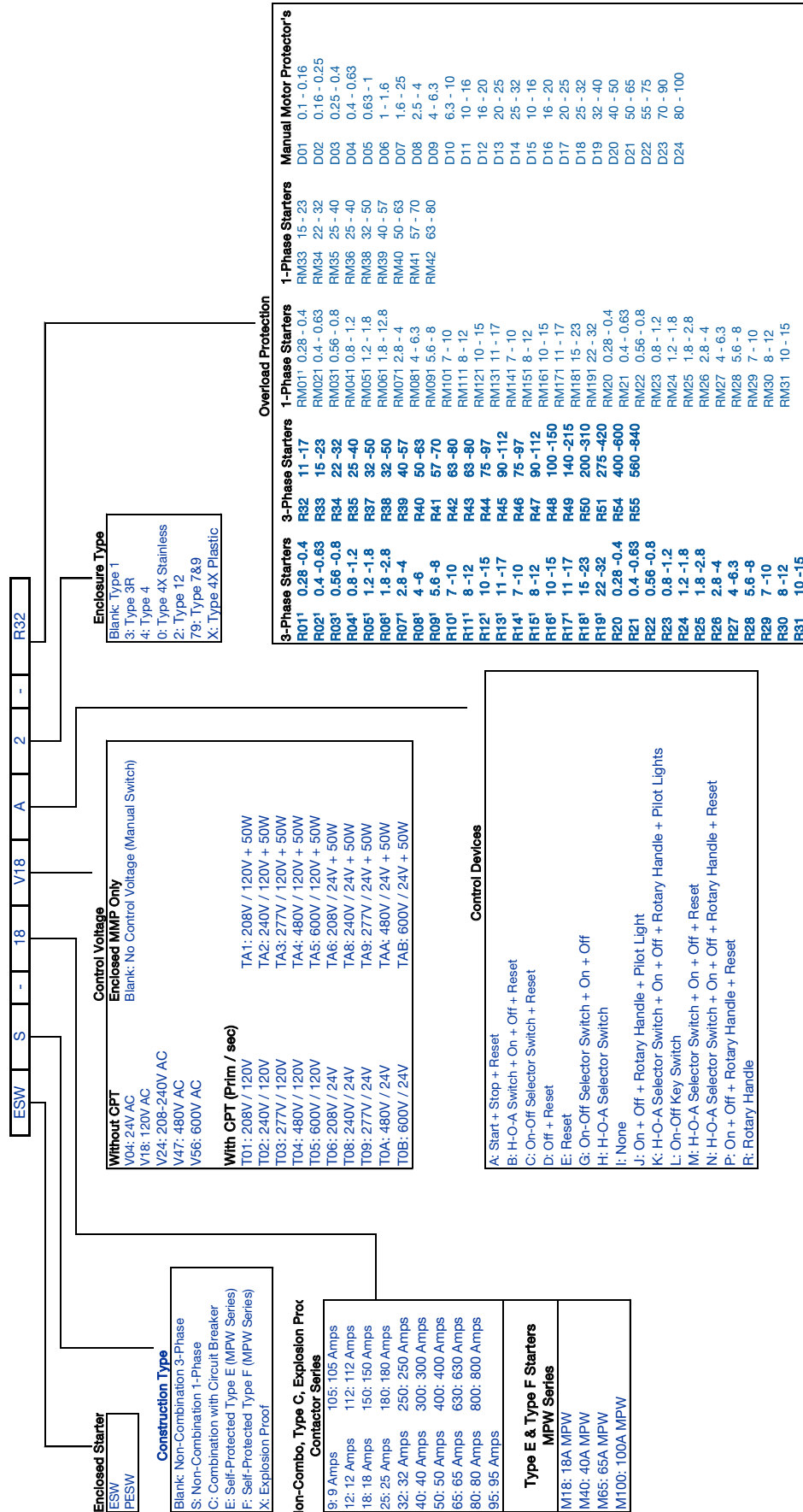


Table intended for reference and not to create part numbers.

Combination Starters



WEG's full voltage non-reversing combination starters represent a competitive alternative to the traditional NEMA starters by offering:

- reduced overall dimensions, yet providing reasonable internal wiring space
- rotary through-the-door disconnect instead of the traditional flange operator
- UL/CSA approved performance in more compact components.

Two series are available off the shelf:

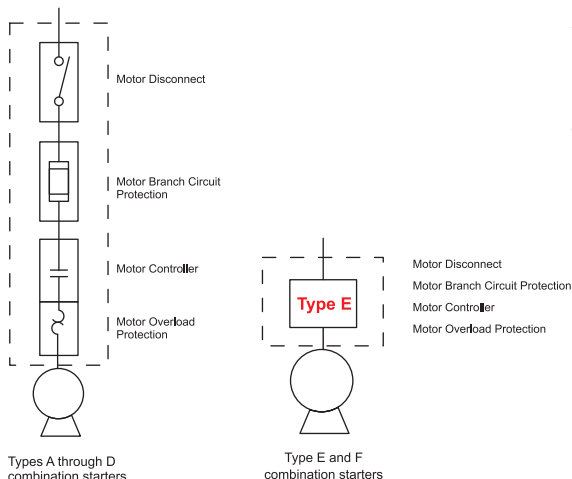
- MCCB disconnect – ESWC Series
- Motor protector – ESWE & ESWF Series

Combination Starter Basics

Combination starters are the most common type of packaged motor controllers. They are called combination because of their construction and combined functions required by the US National Electric Code (NEC): Motor Disconnect, Motor Branch Circuit Protection, Motor Controller and Motor Overload Protection. UL & CSA currently recognizes six different constructions of combination starters that meet the requirements of a motor branch circuit.

Constructions Types A through D are traditional starters that use either a listed disconnect switch and fuses or a listed circuit breaker as the disconnect means and for short circuit protection. Each type uses a separate UL508 listed motor controller and overload relay. Recently revisions on UL508 introduced the Type E and Type F starters.

UL Combination Starter Type	Device Used for Component Function			
	Disconnected	Branch Circuit Protection	Motor Controller	Motor OL Relay
A	UL 98 Manual Disconnect	UL 248 Fuses	UL 508 Magnetic or Solid State Controller	UL 508 Motor Overload Relay
B		UL 508 Motor Short Circuit Protector		
C	UL 489 Inverse Time Circuit Breaker			
D	UL 489 Instantaneous Trip Circuit Breaker			
E	UL 508 Self-Protected Combination Controller			
F	UL 508 Manual Self-Protected Combination Controller	UL 508 Magnetic or Solid State Controller	UL 508 Manual Self-Protected Combination Controller	



Type E starter is a self-protected combination motor controller that combines in a single device all the required functions of a combination starter eliminating any additional requirements for upstream fuses or circuit breaker. Type F starter consists of a listed manual Type E combined with a UL508 listed contactor.

Combination Type-C Across The Line Starter

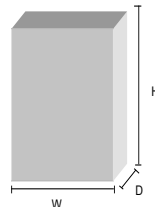
THREE-PHASE without Control Power Transformer

- Branch Disconnect: Rotary through-the-door Handle
- Short-Circuit Protection: Molded Case Circuit Breaker
- Motor Control: Magnetic Contactor
- Overload Protection: Thermal Overload Relay
- Control Devices: Hand-Off-Auto switch, Start- Stop and reset pushbutton
- Other enclosure options available on request

ESWC Series - Combination Type-C Across The Line Starter with no CPT

Max. 3-ph Hp Motors				Overload Setting Range (A)	Control Voltage (1) (Vac)	Metallic Enclosure Type 4/12			Multiplier
200V	230V	460V	575V			Catalog Number	List Price	Box Size	
1-1/2	1 1/2	3	5	4 - 6.3	120	ESWC-25V18N4-R27	\$1,635	C-1	Z3
					208-240	ESWC-25V24N4-R27			
					480	ESWC-25V47N4-R27			
2	2	5	5	5.6 - 8	120	ESWC-25V18N4-R28	\$1,635	C-1	
					208-240	ESWC-25V24N4-R28			
					480	ESWC-25V47N4-R28			
3	3	7 1/2	7.5	8 - 12.5	120	ESWC-25V18N4-R30	\$1,635	C-1	
					208-240	ESWC-25V24N4-R30			
					480	ESWC-25V47N4-R30			
5	5	10	10	11 - 17	120	ESWC-25V18N4-R32	\$1,680	C-1	
					208-240	ESWC-25V24N4-R32			
					480	ESWC-25V47N4-R32			
7 1/2	7 1/2	15	15	15 - 23	120	ESWC-25V18N4-R33	\$1,680	C-1	
					208-240	ESWC-25V24N4-R33			
					480	ESWC-25V47N4-R33			
10	10	20	25	22 - 32	120	ESWC-40V18N4-R34	\$1,765	C-1	
					208-240	ESWC-40V24N4-R34			
					480	ESWC-40V47N4-R34			
10	15	25	25	25 - 40	120	ESWC-40V18N4-R35	\$1,850	C-1	
					208-240	ESWC-40V24N4-R35			
					480	ESWC-40V47N4-R35			
10	15	30	-	32 - 50	120	ESWC-40V18N4-R37	\$1,980	C-1	
					208-240	ESWC-40V24N4-R37			
					480	ESWC-40V47N4-R37			
20	20	40	50	40 - 57	120	ESWC-65V18N4-R39	\$2,070	C-1	
					208-240	ESWC-65V24N4-R39			
					480	ESWC-65V47N4-R39			
20	20	50	-	57 - 70	120	ESWC-65V18N4-R41	\$2,160	C-1	
					208-240	ESWC-65V24N4-R41			
					480	ESWC-65V47N4-R41			
25	30	60	60	63 - 80	120	ESWC-105V18N4-R43	\$2,765	C-1	
					208-240	ESWC-105V24N4-R43			
					480	ESWC-105V47N4-R43			
30	40	75	75	75 - 97	120	ESWC-105V18N4-R44	\$2,800	C-1	
					208-240	ESWC-105V24N4-R44			
					480	ESWC-105V47N4-R44			
40	60	100	125	100 - 150	120	ESWC-150V18N4-R48	\$5,210	C-2	
					208-240	ESWC-150V24N4-R48			
					480	ESWC-150V47N4-R48			
50	60	125	150	140 - 215	120	ESWC-150V18N4-R49	\$5,290	C-2	
					208-240	ESWC-150V24N4-R49			
					480	ESWC-150V47N4-R49			
60	75	150	200	140 - 215	120	ESWC-180V18N4-R49	\$5,530	C-2	
					208-240	ESWC-180V24N4-R49			
					480	ESWC-180V47N4-R49			
75	100	200	250	200 - 310	120	ESWC-300V18N4-R50	\$8,670	C-3	
					208-240	ESWC-300V24N4-R50			
					480	ESWC-300V47N4-R50			
100	125	250	300	275 - 420	120	ESWC-300V18N4-R51	\$9,250	C-3	
					208-240	ESWC-300V24N4-R51			
					480	ESWC-300V47N4-R51			

- Notes:
- (1) Please contact your local WEG representative for starters with 575V control voltage.
 - (2) 3-phase starters with 120V coil are pre-wired for separate control
 - (3) 3-phase starters can be wired for single-phase applications



Box Size	Dimensions (inches)		
	H	W	D
C-1	24	16	8
C-2	32	24	12
C-3	40	32	12

ESWC

ESWC Series - Combination Type-C Across The Line Starter

THREE-PHASE with Control Power Transformer

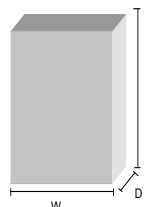
- Branch Disconnect: Rotary through-the-door Handle
- Short-Circuit Protection: Molded Case Circuit Breaker
- Motor Control: Magnetic Contactor
- Overload Protection: Thermal Overload Relay
- Control Devices: Hand-Off-Auto switch, Start-Stop and reset pushbutton
- Other enclosure options available on request

ESWC Series - Combination Type-C Across The Line Starter with CPT

	Max. 3-ph Hp Motors				Overload Setting Range (A)	Control Voltage (prim. / sec.) (Vac)	Metallic Enclosure Type 4/12			Multiplier
	200V	230V	460V	575V			Catalog Number	List Price	Box Size	
Motor Protectors	1-1/2	1 1/2	3	5	4 - 6.3	240 / 120	ESWC-25T02N4-R27	\$1,835	C-1	Z3
						480 / 120	ESWC-25T04N4-R27			
						575 / 120	ESWC-25T05N4-R27			
Contactors	2	2	5	5	5.6 - 8	240 / 120	ESWC-25T02N4-R28	\$1,835	C-1	
						480 / 120	ESWC-25T04N4-R28			
						575 / 120	ESWC-25T05N4-R28			
Overloads	3	3	7 1/2	7.5	8 - 12.5	240 / 120	ESWC-25T02N4-R30	\$1,835	C-1	
						480 / 120	ESWC-25T04N4-R30			
						575 / 120	ESWC-25T05N4-R30			
Enclosed Starters	5	5	10	10	11 - 17	240 / 120	ESWC-25T02N4-R32	\$1,880	C-1	
						480 / 120	ESWC-25T04N4-R32			
						575 / 120	ESWC-25T05N4-R32			
Relays	7 1/2	7 1/2	15	15	15 - 23	240 / 120	ESWC-25T02N4-R33	\$1,880	C-1	
						480 / 120	ESWC-25T04N4-R33			
						575 / 120	ESWC-25T05N4-R33			
Pushbuttons and Pilot Lights	10	10	20	25	22 - 32	240 / 120	ESWC-40T02N4-R34	\$1,965	C-1	
						480 / 120	ESWC-40T04N4-R34			
						575 / 120	ESWC-40T05N4-R34			
Terminal Blocks	10	15	25	25	25 - 40	240 / 120	ESWC-40T02N4-R35	\$2,050	C-1	
						480 / 120	ESWC-40T04N4-R35			
						575 / 120	ESWC-40T05N4-R35			
Power Factor Correction	10	15	30	-	32 - 50	240 / 120	ESWC-40T02N4-R37	\$2,180	C-1	
						480 / 120	ESWC-40T04N4-R37			
						575 / 120	ESWC-40T05N4-R37			
Appendix A	20	20	40	50	40 - 57	240 / 120	ESWC-65T02N4-R39	\$2,320	C-1	
						480 / 120	ESWC-65T04N4-R39			
						575 / 120	ESWC-65T05N4-R39			
Appendix B	20	20	50	-	57 - 70	240 / 120	ESWC-65T02N4-R41	\$2,410	C-1	
						480 / 120	ESWC-65T04N4-R41			
						575 / 120	ESWC-65T05N4-R41			
Appendix A	25	30	60	60	63 - 80	240 / 120	ESWC-105T02N4-R43	\$3,015	C-1	
						480 / 120	ESWC-105T04N4-R43			
						575 / 120	ESWC-105T05N4-R43			
Appendix B	30	-	75	75	75 - 97	240 / 120	ESWC-105T02N4-R44	\$3,050	C-1	
						480 / 120	ESWC-105T04N4-R44			
						575 / 120	ESWC-105T05N4-R44			
Appendix A	40	60	100	125	100 - 150	240 / 120	ESWC-150T02N4-R48	\$5,610	C-2	
						480 / 120	ESWC-150T04N4-R48			
						575 / 120	ESWC-150T05N4-R48			
Appendix B	50	60	125	150	140 - 215	240 / 120	ESWC-150T02N4-R49	\$5,690	C-2	
						480 / 120	ESWC-150T04N4-R49			
						575 / 120	ESWC-150T05N4-R49			
Appendix A	60	75	150	200	140 - 215	240 / 120	ESWC-180T02N4-R49	\$5,930	C-2	
						480 / 120	ESWC-180T04N4-R49			
						575 / 120	ESWC-180T05N4-R49			
Appendix B	75	100	200	250	200 - 310	240 / 120	ESWC-300T02N4-R50	\$9,070	C-3	
						480 / 120	ESWC-300T04N4-R50			
						575 / 120	ESWC-300T05N4-R50			
Appendix A	100	125	250	300	275 - 420	240 / 120	ESWC-300T02N4-R51	\$9,650	C-3	
						480 / 120	ESWC-300T04N4-R51			
						575 / 120	ESWC-300T05N4-R51			

Notes:

- (1) Please contact your local WEG representative for starters with other control voltage.
 (2) 3-phase starters can be wired for single-phase applications



Box Size	Dimensions (inches)		
	H	W	D
C-1	24	16	8
C-2	32	24	12
C-3	40	32	12

General Information

Circuit Protection

Disconnect Switches

Motor Protectors

Contactors

Overloads

Enclosed Starters

Relays

Pushbuttons and Pilot Lights

Terminal Blocks

Power Factor Correction

Appendix A

Appendix B

ESWE

Combination Type-E Across The Line Starter

- Branch Disconnect: Rotary through-the-door Handle
- Short-Circuit Protection: Manual Motor Protection
- Motor Control: Magnetic Contactor
- Overload Protection: Manual Motor Protection
- Control Devices: Hand-Off-Auto switch, Start-Stop pushbutton, pilot lights
- Other enclosure options available upon request

Three-Phase without CPT - Enclosure Type-4X

Combination Type-E Across The Line Starter

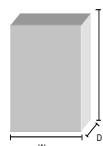
	Max. 3-ph Hp Motors				Overload Setting Range (A)	Control Voltage (1) (Vac)	Non-Metallic Enclosure Type 4X			Multiplier
	200V	230V	460V	575V			Catalog Number	List Price	Box Size	
-	-	1/2	1/2	0.63 - 1.0	120	ESWE-9V18KX-D05	\$855	E-1	Z3	
					480	ESWE-9V47KX-D05				
1/4	1/3	3/4	1	1.0 - 1.6	120	ESWE-9V18KX-D06	\$855	E-1		
					208-240	ESWE-9V24KX-D06				
					480	ESWE-9V47KX-D06				
1/2	1/2	1-1/2	1-1/2	1.6 - 2.5	120	ESWE-9V18KX-D07	\$855	E-1		
					208-240	ESWE-9V24KX-D07				
					480	ESWE-9V47KX-D07				
3/4	1	2	3	2.5 - 4.0	120	ESWE-9V18KX-D08	\$855	E-1		
					208-240	ESWE-9V24KX-D08				
					480	ESWE-9V47KX-D08				
1-1/2	1-1/2	3	5	4.0 - 6.3	120	ESWE-9V18KX-D09	\$855	E-1		
					208-240	ESWE-9V24KX-D09				
					480	ESWE-9V47KX-D09				
3	3	5	7-1/2	6.3 - 10	120	ESWE-9V18KX-D10	\$865	E-1		
					208-240	ESWE-9V24KX-D10				
					480	ESWE-9V47KX-D10				
5	5	10	15	10 - 16	120	ESWE-18V18KX-D11	\$875	E-1		
					208-240	ESWE-18V24KX-D11				
					480	ESWE-18V47KX-D11				
7-1/12	7-1/2	15	15	16 - 20	120	ESWE-25V18KX-D12	\$900	E-1		
					208-240	ESWE-25V24KX-D12				
					480	ESWE-25V47KX-D12				
10	10	20	25	25 - 32	120	ESWE-40V18KX-D14	\$990	E-1		
					208-240	ESWE-40V24KX-D14				
					480	ESWE-40V47KX-D14				

Three-Phase with CPT - Enclosure Type-4X

	Max. 3-ph Hp Motors				Overload Setting Range (A)	Control Voltage (prim. / sec.) (Vac)	Non-Metallic Enclosure Type 4X			Multiplier
	200V	230V	460V	575V			Catalog Number	List Price	Box Size	
-	-	1/2	1/2	0.63 - 1.0	480 / 120	ESWE-9T04KX-D05	\$1,140	E-1	Z3	
					575 / 120	ESWE-9T05KX-D05				
1/4	1/3	3/4	1	1.0 - 1.6	240 / 120	ESWE-9T02KX-D06	\$1,140	E-1		
					480 / 120	ESWE-9T04KX-D06				
					575 / 120	ESWE-9T05KX-D06				
1/2	1/2	1-1/2	1-1/2	1.6 - 2.5	240 / 120	ESWE-9T02KX-D07	\$1,140	E-1		
					480 / 120	ESWE-9T04KX-D07				
					575 / 120	ESWE-9T05KX-D07				
3/4	1	2	3	2.5 - 4.0	240 / 120	ESWE-9T02KX-D08	\$1,140	E-1		
					480 / 120	ESWE-9T04KX-D08				
					575 / 120	ESWE-9T05KX-D08				
1-1/2	1-1/2	3	5	4.0 - 6.3	240 / 120	ESWE-9T02KX-D09	\$1,140	E-1		
					480 / 120	ESWE-9T04KX-D09				
					575 / 120	ESWE-9T05KX-D09				
3	3	5	7-1/2	6.3 - 10	240 / 120	ESWE-9T02KX-D10	\$1,140	E-1		
					480 / 120	ESWE-9T04KX-D10				
					575 / 120	ESWE-9T05KX-D10				
5	5	10	15	10 - 16	240 / 120	ESWE-18T02KX-D11	\$1,155	E-1		
					480 / 120	ESWE-18T04KX-D11				
					575 / 120	ESWE-18T05KX-D11				
7-1/2	7-1/2	15	15	16 - 20	240 / 120	ESWE-25T02KX-D12	\$1,175	E-1		
					480 / 120	ESWE-25T04KX-D12				
					575 / 120	ESWE-25T05KX-D12				
10	10	20	25	25 - 32	240 / 120	ESWE-40T02KX-D14	\$1,260	E-1		
					480 / 120	ESWE-40T04KX-D14				
					575 / 120	ESWE-40T05KX-D14				

Notes:

- (1) Please contact your local WEG representative for starters with 575V control voltage.
- (2) 3-phase starters with 120V coil are pre-wired for separate control
- (3) 3-phase starters can be wired for single-phase applications



Dimensions (inches)			
Box Size	Enclosure Size		
	H	W	D
E-1	14.2	9.9	6.6

Combination Type-F Across The Line Starter

THREE-PHASE without Control Power Transformer

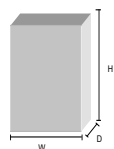
- Branch Disconnect: Rotary through-the-door Handle
- Short-Circuit Protection: Manual Motor Protection
- Motor Control: Magnetic Contactor
- Overload Protection: Manual Motor Protection
- Control Devices: Hand-Off-Auto switch, Start-Stop pushbutton
- Other enclosure options available upon request

Combination Type-F Across The Line Starter with no CPT

Max. 3-ph Hp Motors				Overload Setting Range (A)	Control Voltage (1) (Vac)	Metallic Enclosure Type 4/12			Multiplier
200V	230V	460V	575V			Catalog Number	List Price	Box Size	
-	-	1/2	1/2	0.63 - 1.0	120	ESWF-9V18N4-D05	\$1,225	F-1	Z3
					480	ESWF-9V47N4-D05			
1/4	1/3	3/4	1	1.0 - 1.6	120	ESWF-9V18N4-D06	\$1,225	F-1	
					208-240	ESWF-9V24N4-D06			
					480	ESWF-9V47N4-D06			
					120	ESWF-9V18N4-D07			
1/2	1/2	1-1/2	1-1/2	1.6 - 2.5	208-240	ESWF-9V24N4-D07	\$1,225	F-1	
					480	ESWF-9V47N4-D07			
					120	ESWF-9V18N4-D08			
3/4	1	2	3	2.5 - 4.0	208-240	ESWF-9V24N4-D08	\$1,225	F-1	
					480	ESWF-9V47N4-D08			
					120	ESWF-9V18N4-D09			
1-1/2	1-1/2	3	5	4.0 - 6.3	208-240	ESWF-9V24N4-D09	\$1,225	F-1	
					480	ESWF-9V47N4-D09			
					120	ESWF-9V18N4-D10			
3	3	5	7 1/2	6.3 - 10	208-240	ESWF-9V24N4-D10	\$1,225	F-1	
					480	ESWF-9V47N4-D10			
					120	ESWF-18V18N4-D11			
5	5	10	15	10 - 16	208-240	ESWF-18V24N4-D11	\$1,300	F-1	
					480	ESWF-18V47N4-D11			
					120	ESWF-25V18N4-D12			
7-1/2	7-1/2	15	15	16 - 20	208-240	ESWF-25V24N4-D12	\$1,390	F-2	
					480	ESWF-25V47N4-D12			
					120	ESWF-40V18N4-D14			
10	10	20	25	25 - 32	208-240	ESWF-40V24N4-D14	\$1,470	F-2	
					480	ESWF-40V47N4-D14			
					120	ESWF-50V18N4-D19			
-	15	25	30	32 - 40	208-240	ESWF-50V24N4-D19	\$1,840	F-3	
					480	ESWF-50V47N4-D19			
					120	ESWF-65V18N4-D20			
15	15	30	40	40 - 50	208-240	ESWF-65V24N4-D20	\$1,920	F-3	
					480	ESWF-65V47N4-D20			
					120	ESWF-80V18N4-D21			
20	20	40	60	50 - 65	208-240	ESWF-80V24N4-D21	\$2,010	F-4	
					480	ESWF-80V47N4-D21			
					120	ESWF-95V18N4-D22			
20	25	50	60	55 - 75	208-240	ESWF-95V24N4-D22	\$2,150	F-4	
					480	ESWF-95V47N4-D22			
					120	ESWF-95V18N4-D23			
25	30	60	75	70 - 90	208-240	ESWF-95V24N4-D23	\$2,265	F-4	
					480	ESWF-95V47N4-D23			
					120	ESWF-105V18N4-D24			
30	30	75	100	80 - 100	208-240	ESWF-105V24N4-D24	\$2,435	F-4	
					480	ESWF-105V47N4-D24			

Notes:

- (1) Please contact your local WEG representative for starters with 575V control voltage.
- (2) 3-phase starters with 120V coil are pre-wired for separate control
- (3) 3-phase starters can be wired for single-phase applications



Dimensions (inches)			
Box Size	Enclosure Size		
	H	W	D
F-1	12	12	8
F-2	14	12	8
F-3	16	12	8
F-4	20	16	8

ESWF

Combination Type-F Across The Line Starter

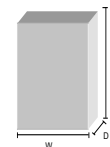
THREE-PHASE with Control Power Transformer

- Branch Disconnect: Rotary through-the-door Handle
- Short-Circuit Protection: Manual Motor Protection
- Motor Control: Magnetic Contactor
- Overload Protection: Manual Motor Protection
- Control Devices: Hand-Off-Auto switch, Start-Stop pushbutton, control transformer
- Other enclosure options available upon request

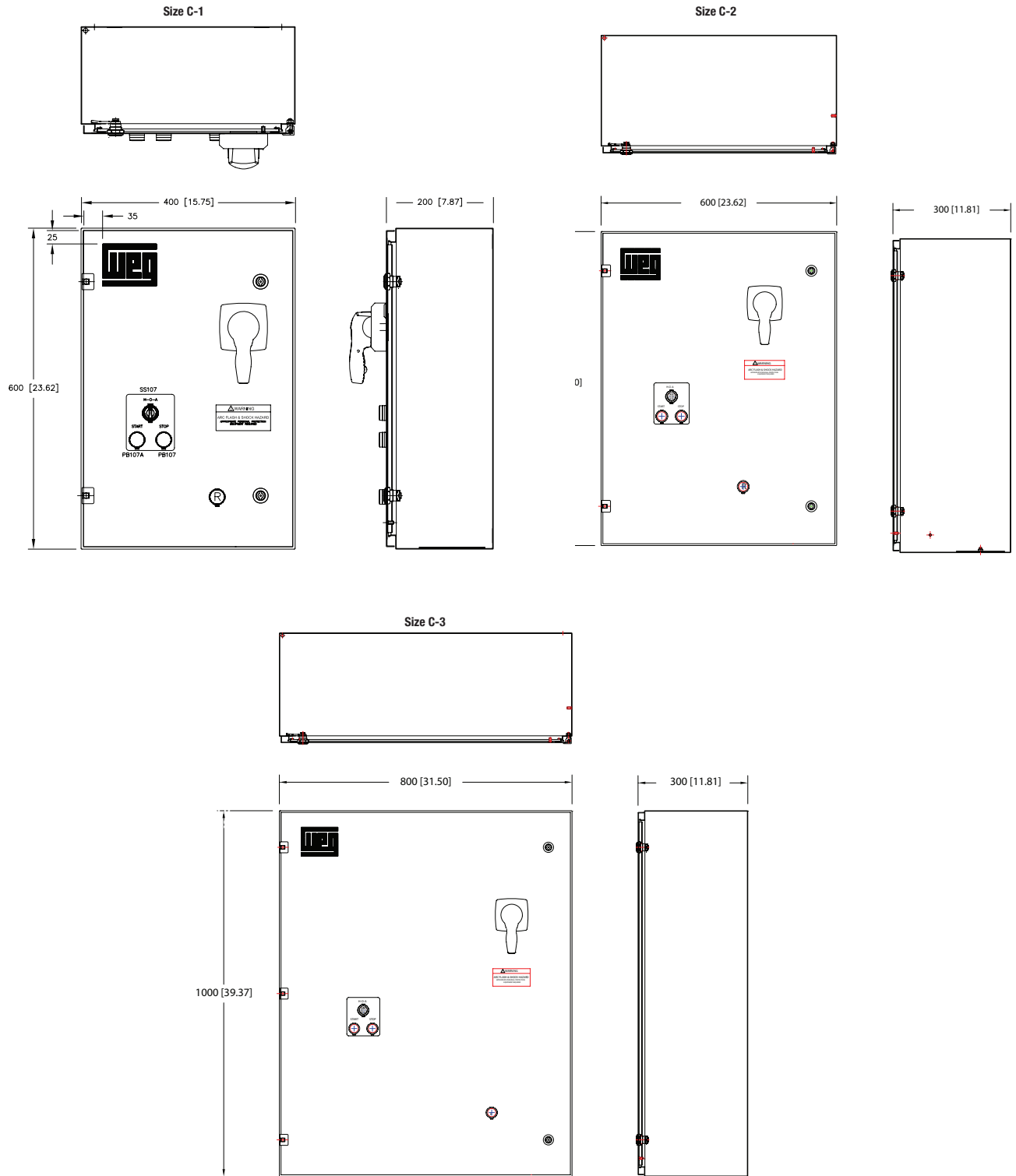
ESWF Series - Combination Type-F Across The Line Starter with CPT

	Max. 3-ph Hp Motors				Overload Setting Range (A)	Control Voltage (Vac)	Metallic Enclosure Type 4/12			Multiplier
	200V	230V	460V	575V			Catalog Number	List Price	Box Size	
Motor Protectors	-	-	1/2	1/2	0.63 - 1.0	480 / 120	\$1,325	F-1	Z3	
						575 / 120				
Contactors	1/4	1/3	3/4	1	1.0 - 1.6	240 / 120	\$1,325	F-1		
						480 / 120				
Overloads	1/2	1/2	1-1/2	1-1/2	1.6 - 2.5	240 / 120	\$1,325	F-1		
						480 / 120				
Enclosed Starters	3/4	1	2	3	2.5 - 4.0	240 / 120	\$1,325	F-1		
						480 / 120				
Relays	1	1	3	5	4.0 - 6.3	240 / 120	\$1,325	F-1		
	1/2	1/2				480 / 120				
Pushbuttons and Pilot Lights	3	3	5	7 1/2	6.3 - 10	240 / 120	\$1,325	F-1		
						480 / 120				
Terminal Blocks	5	5	10	15	10 - 16	240 / 120	\$1,400	F-1		
						480 / 120				
Power Factor Correction	7-1/2	7 1/2	15	15	16 - 20	240 / 120	\$1,490	F-2		
						480 / 120				
Appendix A	10	10	20	25	25 - 32	240 / 120	\$1,620	F-2		
						480 / 120				
Appendix B	-	15	25	30	32 - 40	240 / 120	\$1,990	F-3		
						480 / 120				
Appendix C	15	15	30	40	40 - 50	240 / 120	\$2,120	F-3		
						480 / 120				
Appendix D	20	20	40	60	50 - 65	240 / 120	\$2,210	F-4		
						480 / 120				
Appendix E	20	25	50	60	55 - 75	240 / 120	\$2,350	F-4		
						480 / 120				
Appendix F	25	30	60	75	70 - 90	240 / 120	\$2,465	F-4		
						480 / 120				
Appendix G	30	30	75	100	80 - 100	240 / 120	\$2,635	F-4		
						480 / 120				
Notes:										
(1) Please contact your local WEG representative for starters with other control voltage.										
(2) 3-phase starters can be wired for single-phase applications										

Box Size	Dimensions (inches)		
	Enclosure Size		
	H	W	D
F-1	12	12	8
F-2	14	12	8
F-3	16	12	8
F-4	20	16	8



Dimensions (in) - ESWC Series Type 4 / 12 - Metallic Enclosure



General Information

Circuit Protection

Disconnect Switches

Motor Protectors

Contactors

Overloads

Enclosed Starters

Relays

Pushbuttons and Pilot Lights

Terminal Blocks

Power Factor Correction

Appendix A

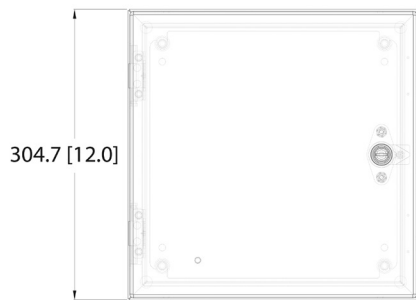
Appendix B

ESWF

Dimensions (in) – ESWF SERIES Type 4 / 12 – Metallic Enclosure

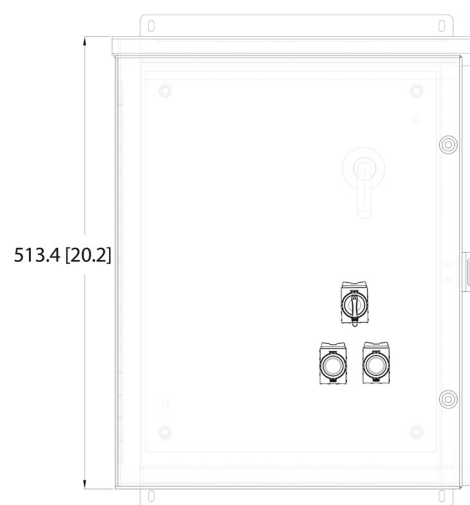
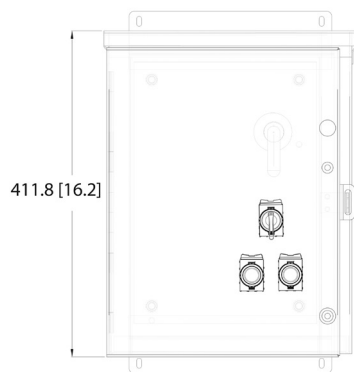

Size GX

Size I



Size K

Size L



General Information

Circuit Protection

Disconnect Switches

Motor Protectors

Contactors

Overloads

Enclosed Starters

Relays

Pushbuttons and Pilot Lights

Terminal Blocks

Power Factor Correction

Appendix A

Appendix B

TYPE
ESWX-M Explosion Proof
MPW Style

Control
M16A - Pushbutton On/Off
M25R79 - MPW25 Rotary On/Off
M65R79 - MPW65 Rotary On/Off
M100R79 - MPW100 Rotary On/Off

Overload Protection
U001 -0.63-13.0
D016- 1.0-1.6
D025 - 1.6-2.5
U004 - 2.5-4.0
D063 - 4.0-6.3
U010- 6.3-10
U016 - 10-16
U020 - 16-20
U025 - 20-25
U032 - 25-32
U040 -32-40
U050 - 40-50
U065 - 50-65
U075 - 55-75
U090 - 70-90
U100 - 80-100

Type
ESWX- Explosion Proof
Contactor/Overload Style

NEMA Rating /Control Devices
A79: NEMA 7/9 Start Stop Reset
E79: NEMA7/9 Reset Only

Contactor
25: 25amp Contactor
40: 40amp Contactor
80: 80amp Contactor
105: 105amp Contactor

R23: 0.8-1.2
R24: 1.2-1.8
R25: 1.8-2.8
R26: 2.8-4.0
R27: 4.0-6.3
R28: 5.6-8.0
R29: 7.0-10
R30: 8.0-12.5
R32: 11-17
R33: 15.23
R34: 22-32
R35: 25-40
R38: 32-50
R39: 40-57
R41: 57-70
R43: 63-80
R44: 75-97
R45: 90-112

General Information

Circuit Protection

Disconnect Switches

Motor Protectors

Contactors

Overloads

Enclosed Starters

Relays

Pushbuttons and Pilot Lights

Terminal Blocks

Power Factor Correction

Appendix A

Appendix B

Enclosed Starters


ESWX

Motor Control for Hazardous Areas: Class I, Groups C & D - Class II, Groups E, F, G

WEG Explosion Proof Motors Starters are the perfect compliment for motor control in Hazardous and Industrial environments. Applications include Oil & Gas, Mining, and Chemical Processing industries.

ESWX-M Series - Enclosed Manual Motor Starters

- High short-circuit interrupting rating – up to 50kA @ 480V
- Thermal overload protection Class 10
- Phase loss sensitivity protection
- Ambient temperature compensation -4°F +140°F (-20°C +60°C)
- Lockable rotary handle mechanism for disconnect
- Snap-in accessories
- Finger safe protected terminals
- Test trip feature
- Manual Motor Starters
- Suitable for motor disconnect applications
- UL Type-E self protected combination starter (available on request)



ESWX Series - Enclosed Starters

- Copper free aluminum alloy body
- Bolted flange design
- Durable cast on lugs
- Watertight 'O' Rings for NEMA 4 applications
- Hinged door for easier access
- NEMA 7 / 9 housing
- Class I, Groups C & D - Class II, Groups E, F, G
- Starter includes contactor plus overload relay
- Start Stop Reset buttons (Standard)
- HOA or Pilot Light (optional)
- Available up to 75 hp @ 460 Vac – 100 amps
- NEMA rated starters available from size 00 to size 3 on request



Custom units also available on request.

General Information

Circuit Protection

Disconnect Switches

Motor Protectors

Contactors

Overloads

Enclosed Starters

Relays

Pushbuttons and Pilot Lights

Terminal Blocks

Power Factor Correction

Appendix A


Appendix B

Motor Control for Hazardous Areas: Class I, Groups C & D - Class II, Groups E, F, G

WEG Explosion Proof Motors Starters are the perfect compliment for motor control in Hazardous and Industrial environments. Applications include Oil & Gas, Mining, and Chemical Processing industries.


Enclosure Specifications

- Versatile mounting format
- Corrosion resistant, copper free aluminum alloy body
- Bolted flange design
- Durable cast on lugs
- Watertight 'O' Rings for NEMA 4X applications
- Lockout device on cover
- Rotary Handle units include hinged door for easier access
- NEMA 4X / 7 / 9 housing
- ON/OFF - Rotary Handle or Start/Stop - Push buttons
- Rotary Lockable handle
- Available up to 75 hp @ 460 Vac – 100 amps



Explosion Proof Manual Motor Starters ESWX-M16 Series

- Versatile mounting
- NEMA 4X / 7 / 9 housing
- Start & Stop /Reset pushbuttons
- Lockable in OFF position
- Available up to 10 hp @ 460 Vac – 16 amps



ESWX-M16 - PRODUCT SELECTION

Max 3 Phase UL HP			Thermal Setting	Short-Circuit interruption capacity		Catalog Number	List Price	Multiplier
Three Phase				[A]	480 Vac			
230V	460V	575V						
-	1/2	1/2	0.63 - 1.0	50kA	10kA	ESWX-M16A79-U001	\$1,595	Z33
-	3/4	3/4	1.0 - 1.6	50kA	10kA	ESWX-M16A79-D016	\$1,595	
1/2	1	1 1/2	1.6 - 2.5	50kA	10kA	ESWX-M16A79-D025	\$1,595	
3/4	2	3	2.5 - 4.0	50kA	10kA	ESWX-M16A79-U004	\$1,595	
1 1/2	3	5	4.0 - 6.3	50kA	10kA	ESWX-M16A79-D063	\$1,595	
3	5	7 1/2	6.3 - 10	50kA	5kA	ESWX-M16A79-U010	\$1,595	
5	10	10	10 - 16	30kA	5kA	ESWX-M16A79-U016	\$1,595	

General Information

Circuit Protection

Disconnect Switches

Motor Protectors

Contactors

Overloads

Enclosed Starters

Relays

Pushbuttons and Pilot Lights

Terminal Blocks

Power Factor Correction

Appendix A


Appendix B

Enclosed Starters

ESWX

M25 Series

- NEMA 4X / 7 / 9 housing
- Hinged Cover for easy access
- ON / OFF – Rotary Handle
- Lockable in OFF position
- Available up to 20 hp @ 460 Vac– 32 amps



ESWX-M25 - PRODUCT SELECTION

Max 3 Phase UL HP			Thermal Setting	Short-Circuit interruption capacity		Catalog Number	List Price	Multiplier
Three Phase				[A]	480 Vac			
230V	460V	575V	[A]	480 Vac	600 Vac			
-	1/2	1/2	0.63 - 1.0	50kA	25kA	ESWX-M25R79-U001	\$2,200	Z33
-	3/4	3/4	1.0 - 1.6	50kA	25kA	ESWX-M25R79-D016	\$2,200	
1/2	1	1 1/2	1.6 - 2.5	50kA	25kA	ESWX-M25R79-D025	\$2,200	
3/4	2	3	2.5 - 4.0	50kA	25kA	ESWX-M25R79-U004	\$2,200	
1 1/2	3	5	4.0 - 6.3	50kA	25kA	ESWX-M25R79-D063	\$2,200	
3	5	7 1/2	6.3 - 10	50kA	25kA	ESWX-M25R79-U010	\$2,200	
5	10	15	10 - 16	50kA	25kA	ESWX-M25R79-U016	\$2,200	
7 1/2	15	15	16 - 20	50kA	25kA	ESWX-M25R79-U020	\$2,200	
7 1/2	15	20	20 - 25	50kA	25kA	ESWX-M25R79-U025	\$2,200	
10	20	25	25 - 32	42kA	25kA	ESWX-M25R79-U032	\$2,200	

ESWX-M65 Series

- NEMA 4X / 7 / 9 housing
- Hinged Cover for easy access
- ON / OFF – Rotary Handle
- Lockable in OFF position
- Available up to 50 hp @ 460 Vac – 65 amps

ESWX-M65 - PRODUCT SELECTION

Max 3 Phase UL HP			Thermal Setting	Short-Circuit interruption capacity		Catalog Number	List Price	Multiplier
Three Phase				[A]	480 Vac			
230V	460V	575V	[A]	480 Vac	600 Vac			
15	25	30	32 - 40	35kA	10kA	ESWX-M65R79-U040	\$2,600	Z33
15	30	40	40 - 50	35kA	10kA	ESWX-M65R79-U050	\$2,600	
20	50	60	50 - 65	35kA	10kA	ESWX-M65R79-U065	\$2,600	

ESWX-M100 Series

- NEMA 4X / 7 / 9 housing
- Hinged Cover for easy access
- ON / OFF – Rotary Handle
- Lockable in OFF position
- Available up to 75 hp @ 460 Vac – 100 amps

ESWX-M100 - PRODUCT SELECTION

Max 3 Phase UL HP			Thermal Setting	Short-Circuit interruption capacity		Catalog Number	List Price	Multiplier
Three Phase				[A]	480 Vac			
230V	460V	575V	[A]	480 Vac	600 Vac			
25	50	60	55 - 75	50kA	10kA	ESWX-M100R79-U075	\$3,350	Z33
30	60	75	70 - 90	50kA	10kA	ESWX-M100R79-U090	\$3,350	
30	75	100	80 - 100	50kA	10kA	ESWX-M100R79-U100	\$3,350	

ACCESSORIES FOR MPW18 / 40 / 65 - Summary

Description	Catalog Number	List Price	Multiplier
Auxiliary Contact Blocks			
1NO&1NC auxiliary contact block front mounting - 250Vmax.	ACBF-11	\$20	Z4
1NO&1NC auxiliary contact block left side mounting - 600Vmax.	ACBS-11	\$22	
2NO Auxiliary contact block left side mounting - 600Vmax.	ACBS-20	\$22	
2NC Auxiliary contact block left side mounting - 600Vmax.	ACBS-02	\$22	
Under Voltage and Shunt Block Releases			
Shunt release block right side mounting - 20-24V 50/60Hz	SRMP D51	\$56	Z4
Shunt release block right side mounting - 100-127V 50/60Hz	SRMP D59	\$56	
Shunt release block right side mounting - 200-240V 50/60Hz	SRMP D65	\$56	
Under voltage release block right side mounting - 24V 60Hz	URMP D02	\$56	
Under voltage release block right side mounting - 120V 60Hz	URMP V18	\$56	
Under voltage release block right side mounting - 208V 60Hz	URMP V23	\$56	
Under voltage release block right side mounting - 240V 60Hz	URMP V30	\$56	
Under voltage release block right side mounting - 480V 60Hz	URMP V47	\$56	

ACCESSORIES FOR MPW100 - Summary

Description	Catalog Number	List Price	Multiplier
Auxiliary Contact Blocks			
1NO&1NC auxiliary contact block front mounting - 250Vmax.	ACBF-11 MPW100	\$35	Z4
1NO&1NC auxiliary contact block left side mounting - 600Vmax.	ACBS-11 MPW100	\$27	
2NO Auxiliary contact block left side mounting - 600Vmax.	ACBS-20 MPW100	\$27	
2NC Auxiliary contact block left side mounting - 600Vmax.	ACBS-02 MPW100	\$27	
Under Voltage and Shunt Block Releases			
Shunt release block right side mounting - 120V 50/60Hz	SRMP V18 MPW100	\$56	Z4
Shunt release block right side mounting - 240-260V 60Hz	SRMP V33 MPW100	\$56	
Under voltage release block right side mounting - 120V 60Hz	URMP V18 MPW100	\$56	
Under voltage release block right side mounting - 240V 60Hz	URMP V33 MPW100	\$56	
Under voltage release block right side mounting - 460V 60Hz	URMP V43 MPW100	\$56	

- General Information
- Circuit Protection
- Disconnect Switches
- Motor Protectors
- Contactors
- Overloads
- Enclosed Starters
- Relays
- Pushbuttons and Pilot Lights
- Terminal Blocks
- Power Factor Correction
- Appendix A
- Appendix B

ESWX

NEMA 7/9 Enclosure – Three Phase

- Motor Control: Magnetic Contactor
- Overload Protection: Thermal Overload Relay
- Control Devices: START STOP RESET Pushbuttons
 - H.O.A. and Pilot Lights available on request
- Cast Aluminum NEMA 7/9 housing with NEMA 4 gasket
 - Breather & Drain available on request



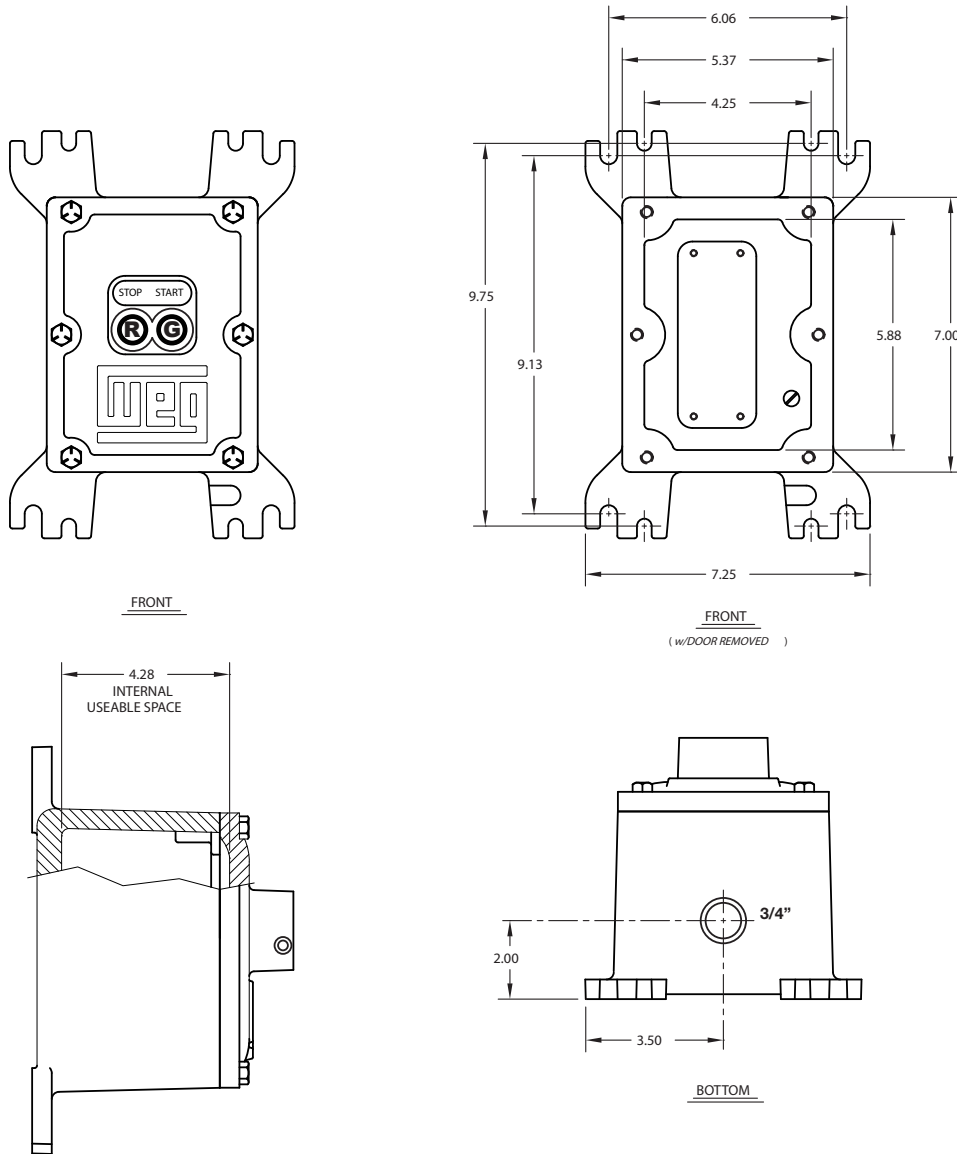
ESWX Series - Non-combination Across The Line Starter for use in Hazardous Areas ENCLOSURE TYPE NEMA 7/9

Max. UL 3 Phase Horsepower					Box	Setting Range	Coil Voltage	RESET only		START + STOP + RESET		Multiplier
	200V	230V	460V	575V				Catalog Number	List Price	Catalog Number	List Price	
-	1/3	1/2	-	X04	0.8 - 1.2	120	ESWX-25V18E79-R23	\$3,250	ESWX-25V18A79-R23	\$3,850	Z33	
						208-240	ESWX-25V24E79-R23		ESWX-25V24A79-R23			
						480	ESWX-25V47E79-R23		ESWX-25V47A79-R23			
-	-	1	1	X04	1.2 - 1.8	120	ESWX-25V18E79-R24	\$3,250	ESWX-25V18A79-R24	\$3,850		
						480	ESWX-25V47E79-R24		ESWX-25V47A79-R24			
						120	ESWX-25V18E79-R25		ESWX-25V18A79-R25			
1/2	3/4	1-1/2	2	X04	1.8 - 2.8	208-240	ESWX-25V24E79-R25	\$3,250	ESWX-25V24A79-R25	\$3,850		
						480	ESWX-25V47E79-R25		ESWX-25V47A79-R25			
						120	ESWX-25V18E79-R26		ESWX-25V18A79-R26			
1	1	2	3	X04	2.8 - 4.0	208-240	ESWX-25V24E79-R26	\$3,250	ESWX-25V24A79-R26	\$3,850		
						480	ESWX-25V47E79-R26		ESWX-25V47A79-R26			
						120	ESWX-25V18E79-R27		ESWX-25V18A79-R27			
1-1/2	1-1/2	3	5	X04	4.0 - 6.3	208-240	ESWX-25V24E79-R27	\$3,250	ESWX-25V24A79-R27	\$3,850		
						480	ESWX-25V47E79-R27		ESWX-25V47A79-R27			
						120	ESWX-25V18E79-R28		ESWX-25V18A79-R28			
2	2	5	-	X04	5.6 - 8.0	208-240	ESWX-25V24E79-R28	\$3,250	ESWX-25V24A79-R28	\$3,850		
						480	ESWX-25V47E79-R28		ESWX-25V47A79-R28			
						120	ESWX-25V18E79-R29		ESWX-25V18A79-R29			
3	3	-	7-1/2	X04	7.0 - 10	208-240	ESWX-25V24E79-R29	\$3,250	ESWX-25V24A79-R29	\$3,850		
						120	ESWX-25V18E79-R30		ESWX-25V18A79-R30			
						480	ESWX-25V47E79-R30		ESWX-25V47A79-R30			
-	-	7-1/2	10	X04	8.0 - 12.5	120	ESWX-25V18E79-R32	\$3,250	ESWX-25V18A79-R32	\$3,850		
						208-240	ESWX-25V24E79-R32		ESWX-25V24A79-R32			
						480	ESWX-25V47E79-R32		ESWX-25V47A79-R32			
5	5	10	15	X04	11 - 17	120	ESWX-25V18E79-R33	\$3,250	ESWX-25V18A79-R33	\$3,850		
						208-240	ESWX-25V24E79-R33		ESWX-25V24A79-R33			
						480	ESWX-25V47E79-R33		ESWX-25V47A79-R33			
7-1/2	7-1/2	15	-	X04	15 - 23	120	ESWX-40V18E79-R34	\$3,300	ESWX-40V18A79-R34	\$3,950		
						208-240	ESWX-40V24E79-R34		ESWX-40V24A79-R34			
						480	ESWX-40V47E79-R34		ESWX-40V47A79-R34			
10	10	20	25	X04	22 - 32	120	ESWX-40V18E79-R35	\$3,300	ESWX-40V18A79-R35	\$3,950		
						208-240	ESWX-40V24E79-R35		ESWX-40V24A79-R35			
						480	ESWX-40V47E79-R35		ESWX-40V47A79-R35			
10	15	30	-	X04	25 - 40	120	ESWX-80V18E79-R38	\$3,400	ESWX-80V18A79-R38	\$4,050		
						208-240	ESWX-80V24E79-R38		ESWX-80V24A79-R38			
						480	ESWX-80V47E79-R38		ESWX-80V47A79-R38			
15	15	30	40	X04	32 - 50	120	ESWX-80V18E79-R39	\$3,400	ESWX-80V18A79-R39	\$4,050		
						208-240	ESWX-80V24E79-R39		ESWX-80V24A79-R39			
						480	ESWX-80V47E79-R39		ESWX-80V47A79-R39			
20	20	40	50	X04	40 - 57	120	ESWX-80V18E79-R41	\$3,420	ESWX-80V18A79-R41	\$4,050		
						208-240	ESWX-80V24E79-R41		ESWX-80V24A79-R41			
						480	ESWX-80V47E79-R41		ESWX-80V47A79-R41			
-	25	50	60	X04	57 - 70	120	ESWX-105V18E79-R43	\$3,870	ESWX-105V18A79-R43	\$4,600		
						208-240	ESWX-105V24E79-R43		ESWX-105V24A79-R43			
						480	ESWX-105V47E79-R43		ESWX-105V47A79-R43			
25	30	60	75	X04	63 - 80	120	ESWX-105V18E79-R44	\$3,870	ESWX-105V18A79-R44	\$4,600		
						208-240	ESWX-105V24E79-R44		ESWX-105V24A79-R44			
						480	ESWX-105V47E79-R44		ESWX-105V47A79-R44			
30	-	75	-	X04	75 - 97	120	ESWX-105V18E79-R45	\$3,870	ESWX-105V18A79-R45	\$4,600		
						208-240	ESWX-105V24E79-R45		ESWX-105V24A79-R45			
						480	ESWX-105V47E79-R45		ESWX-105V47A79-R45			

Notes:

- 1) Overload Relay dial must be set with FLA of the motor
- 2) 3-phase starters with 120V coil are pre-wired for separate control
- 3) 3-phase starters can be wired for single-phase applications

Explosion Proof Manual Starters Dimensions (in) ESWX-M18



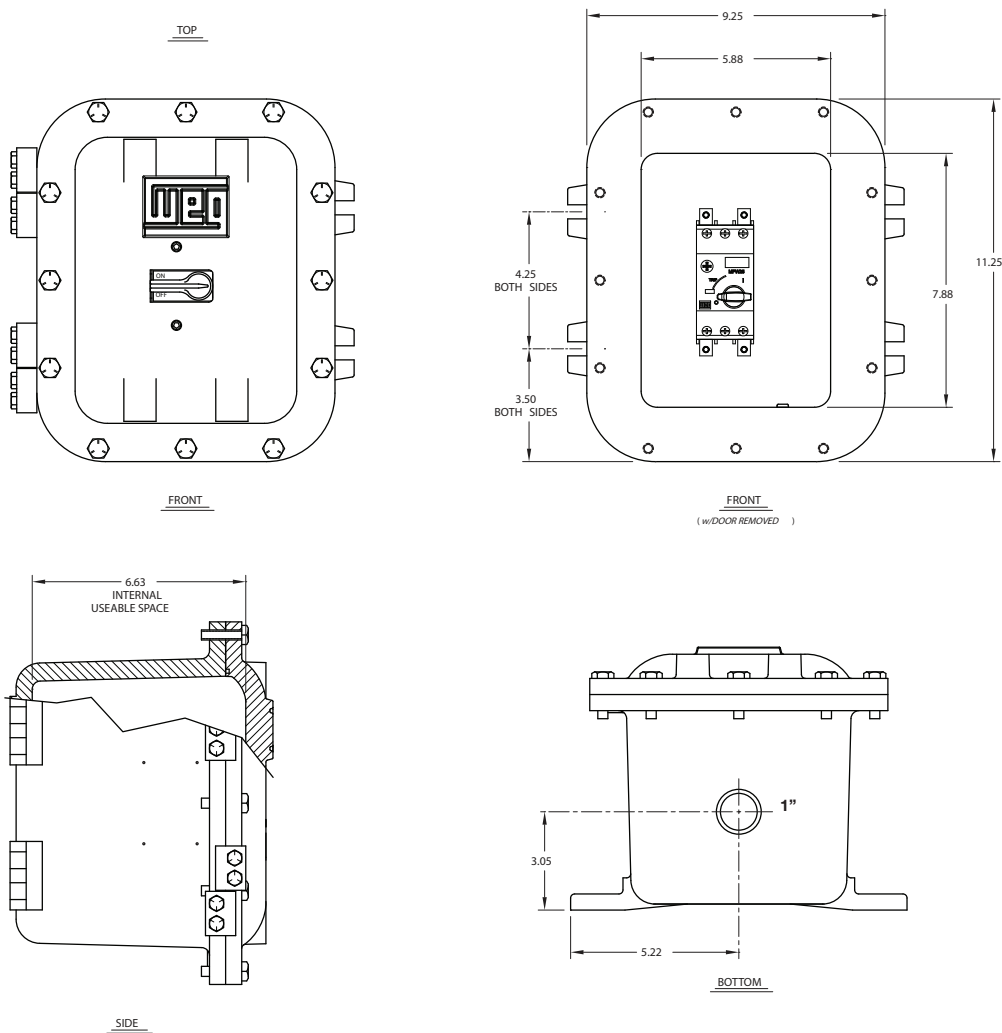
Certifications
 Class I, Groups C & D
 Class II, Groups E, F, & aG
 UL Standard 1203 (Classified)
 NEMA 7 (C&D), 9 (E, F, & G)



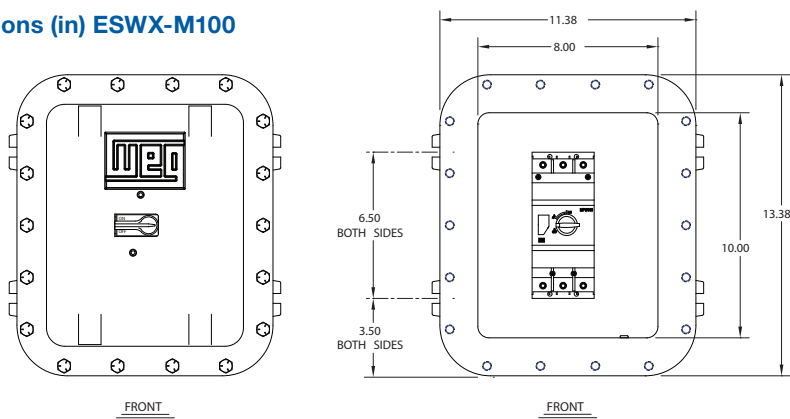
- General Information
- Circuit Protection
- Disconnect Switches
- Motor Protectors
- Contactors
- Overloads
- Enclosed Starters
- Relays
- Pushbuttons and Pilot Lights
- Terminal Blocks
- Power Factor Correction
- Appendix A
- Appendix B

ESWX

Explosion Proof Manual Starters Dimensions (in) ESWX-M40 and ESWX-M65



Dimensions (in) ESWX-M100



Certifications
 Class I, Groups C & D
 Class II, Groups E, F, & aG
 UL Standard 1203 (Classified)
 NEMA 7 (C&D), 9 (E, F, & G)

General Information

Circuit Protection

Disconnect Switches

Motor Protectors

Contactors

Overloads

Enclosed Starters

Relays

Pushbuttons and Pilot Lights

Terminal Blocks

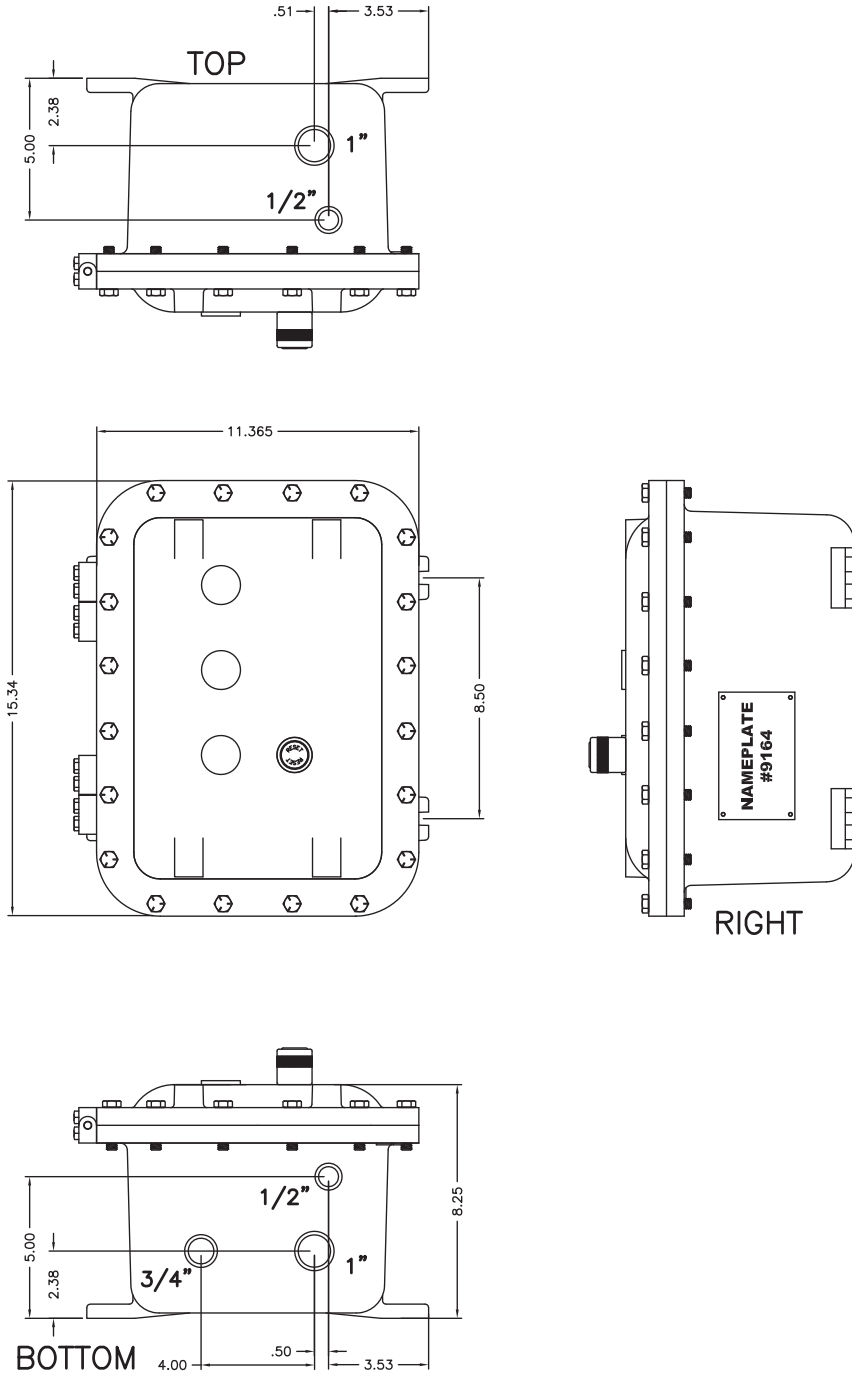
Power Factor Correction

Appendix A

Appendix B

Explosion Proof Non-Combination Starters

Dimensions (in) ESWX SERIES
Type-NEMA 7/9 - Cast Aluminum Enclosure



General Information

Circuit Protection

Disconnect Switches

Motor Protectors

Contactors

Overloads

Enclosed Starters

Relays

Pushbuttons and Pilot Lights

Terminal Blocks

Power Factor Correction

Appendix A

Appendix B

General Information

Circuit Protection

Disconnect Switches

Motor Protectors

Contactors

Overloads

Enclosed Starters

Relays

Pushbuttons and Pilot Lights

Terminal Blocks

Power Factor Correction

Appendix A

Appendix B

Data Worksheet and Request for Quote

CUSTOM CONTROL PANELS**DATA WORKSHEET and REQUEST FOR QUOTE**

REP _____ ASE _____ Need Quote By: _____

CUSTOMER INFO:

Company Name: _____ Phone _____

Contact Name: _____ End User Name _____

SUPPORTING PRODUCT INFO:

Product Info: _____ Part Number _____

LOAD DATA:

Motor HP _____ Motor FLA _____ Service Factor _____ Other _____

POWER AND WIRING:

Phase _____ Supporting Voltage _____ Frequency _____ Portable Generator Power? _____

APPLICATION & ENVIRONMENT:

Starting Method: _____ Enclosure type: _____ Ambient ° if installed outdoors _____

Altitude if installed above 6,500 ft _____ Replacing Standard NEMA size? _____

Maximum number of starts per hour _____ Other Information _____

CIRCUIT PROTECTION:

Protective Device _____ Other Protective Device _____

CONTROL CIRCUIT:

Common control(same as voltage to motor)? _____ CPT required? _____

Transformer with extra VA capacity? _____

COVER MOUNTED 22mm DEVICES: (if yes, enter quantities)*22MM Reset Pbs are considered based on panel configuration. If Reset Pbs are not needed, please specify.*

Start/Stop Push Buttons _____ H-O-A Selector Switch _____ Off/On Selector Switch _____

Run Light _____ Power On Light _____ E-Stop Push Button _____

Other (specify) _____

OTHER SPECIFICATIONS:

When completed, please contact your regional WEG sales specialist at 1-800-ASK-4WEG (275-4934) for directions on submittal for quotation. WEG can help you complete any further pertinent information to quote.

